

Türk Eurotahvilleri

İŞ YATIRIM

Rapor Terimlerini Açıklayıcı Doküman

Tanım	Enstrüman	Kupon	Vade ↑	İhraç Büyüklüğü (milyar)	Alış Fiyatı	Satış Fiyatı	Birikmiş Faiz	Alış Getiri (%)	Satış Getiri (%)	Minimum İşlem	Fiyat Performansı		Dur.	Payment Rank
											1A(Δ %)	1Y(Δ %)		
USD Cinsinden														
Devlet Eurotahvilleri														
US900123AX87	TURKEY 7 20	7.00	05/06/20	2,000	99.975	100.210	2.12	6.98	5.82	2,000	-1.03	-2.54	0.195	Sr Unsecured
US900123BH29	TURKEY 5.625 21	5.63	30/03/21	2,000	98.157	98.912	2.72	7.54	6.75	100,000	-3.89	-2.63	0.942	Sr Unsecured
US900123BY51	TURKEY 5.125 22	5.13	25/03/22	1,000	95.619	96.332	2.55	7.52	7.12	200,000	-6.49	-2.97	1.811	Sr Unsecured
US900123BZ27	TURKEY 6.25 22	6.25	26/09/22	2,500	95.616	96.427	3.09	8.22	7.85	200,000	-8.78	-5.48	2.193	Sr Unsecured
US900123CA66	TURKEY 3.25 23	3.25	23/03/23	1,500	86.750	87.625	0.01	8.33	7.97	200,000	-10.36	-4.40	2.757	Sr Unsecured
US900123CR91	TURKEY 7.25 23	7.25	23/12/23	2,000	95.927	95.973	1.83	8.54	8.52	200,000	-12.15	-8.06	3.144	Sr Unsecured
US900123CF53	TURKEY 5.75 24	5.75	22/03/24	2,500	91.299	92.041	0.03	8.36	8.12	200,000	-11.83	-6.57	3.462	Sr Unsecured
US900123CV04	TURKEY 6.35 24	6.35	10/08/24	2,250	92.433	93.299	0.78	8.45	8.20	200,000	-12.37		3.685	Sr Unsecured
US900123CW86	TURKEY 5.6 24	5.60	14/11/24	2,500	88.972	89.171	2.02	8.52	8.47	200,000	-13.58		3.860	Sr Unsecured
US900123AW05	TURKEY 7.375 25	7.38	05/02/25	3,250	95.490	95.975	1.00	8.52	8.40	2,000	-13.21	-8.01	3.949	Sr Unsecured
US900123CX69	TURKEY 4.25 25	4.25	13/03/25	2,000	82.305	83.080	0.48	8.71	8.49	200,000	-14.59		4.271	Sr Unsecured
US900123CJ75	TURKEY 4.25 26	4.25	14/04/26	1,500	79.410	80.294	1.89	8.69	8.48	200,000	-16.23	-8.61	4.971	Sr Unsecured
US900123CK49	TURKEY 4.875 26	4.88	09/10/26	3,000	79.424	80.305	2.23	9.12	8.91	200,000	-18.27	-10.99	5.170	Sr Unsecured
US900123CL22	TURKEY 6 27	6.00	25/03/27	3,250	85.413	86.186	2.98	8.84	8.67	200,000	-16.85	-9.72	5.283	Sr Unsecured
US900123CP36	TURKEY 5.125 28	5.13	17/02/28	2,000	80.500	81.000	0.53	8.57	8.47	200,000	-17.34	-9.00	6.114	Sr Unsecured
US900123CQ19	TURKEY 6.125 28	6.13	24/10/28	2,000	85.205	85.630	2.55	8.60	8.52	200,000	-17.22	-9.39	6.174	Sr Unsecured
US900123CT57	TURKEY 7.625 29	7.63	26/04/29	3,000	90.496	91.458	3.13	9.19	9.02	200,000	-19.19	-11.68	6.093	Sr Unsecured
US900123AL40	TURKEY 11.875 30	11.88	15/01/30	1,500	116.415	117.160	2.28	9.29	9.18	1,000	-19.31	-13.45	5.946	Sr Unsecured
US900123CY43	TURKEY 5.25 30	5.25	13/03/30	2,000	75.297	76.509	0.60	9.06	8.84	200,000	-20.96		7.145	Sr Unsecured
US900123AT75	TURKEY 8 34	8.00	14/02/34	1,500	92.750	93.750	0.89	8.92	8.79	2,000	-20.26	-11.26	7.999	Sr Unsecured
US900123AY60	TURKEY 6.875 36	6.88	17/03/36	2,750	80.670	82.050	0.13	9.21	9.02	2,000	-23.26	-13.90	8.824	Sr Unsecured
US900123BB58	TURKEY 7.25 38	7.25	05/03/38	1,000	85.750	86.400	0.38	8.85	8.77	2,000	-21.78	-12.15	9.258	Sr Unsecured
US900123BG46	TURKEY 6.75 40	6.75	30/05/40	2,000	78.554	79.596	2.14	9.09	8.95	100,000	-23.90	-14.57	9.508	Sr Unsecured
US900123BJ84	TURKEY 6 41	6.00	14/01/41	3,000	73.334	74.307	1.17	8.82	8.69	200,000	-22.92	-13.52	10.095	Sr Unsecured
US900123CB40	TURKEY 4.875 43	4.88	16/04/43	3,000	66.660	67.315	2.14	8.09	8.00	200,000	-21.17	-10.63	11.181	Sr Unsecured
US900123CG37	TURKEY 6.625 45	6.63	17/02/45	3,000	77.250	78.055	0.68	8.91	8.81	200,000	-23.29	-13.81	10.413	Sr Unsecured
US900123CM05	TURKEY 5.75 47	5.75	11/05/47	3,500	70.025	70.670	2.12	8.63	8.54	200,000	-23.13	-13.45	10.880	Sr Unsecured
Sukuk														
XS1303467077	TURKSK 4.251 21	4.25	08/06/21	1,000	96.885	97.297	1.25	6.98	6.61	200,000	-4.34	-1.08	1.135	Sr Unsecured
XS1816199373	TURKSK 5.8 22	5.80	21/02/22	2,000	96.598	97.509	0.53	7.75	7.21	200,000	-7.19	-3.10	1.758	Sr Unsecured
XS1586385178	TURKSK 5.004 23	5.00	06/04/23	1,250	92.655	93.606	2.34	7.77	7.39	200,000	-9.99	-4.16	2.674	Sr Unsecured
XS1141043296	TURKSK 4.489 24	4.49	25/11/24	1,000	86.665	87.597	1.48	7.96	7.70	200,000	-14.18	-5.80	4.003	Sr Unsecured
Özel Sektör Eurotahvilleri														
Finansal Kuruluşlar														
XS1121459074	ISCTR 5 20	5.00	30/04/20	750	99.525	100.078	2.00	9.48	4.16	200,000	-0.61	0.70	0.099	Sr Unsecured
XS1345632811	EXCRTU 5.375 21	7.50	08/02/21	500	97.837	98.315	0.69	7.97	7.39	200,000	-3.79	-0.77	0.827	Sr Unsecured
XS1188073081	HALKBK 4.75 21	4.75	11/02/21	500	94.135	95.393	0.57	11.93	10.33	200,000	-4.84	5.63	0.823	Sr Unsecured
USM8931TAA71	GARAN 6.25 21	6.25	20/04/21	500	97.116	98.107	2.67	9.12	8.12	200,000	-5.68	-3.08	0.984	Sr Unsecured
XS1223394914	TCZIRA 4.75 21	4.75	29/04/21	500	94.402	95.533	1.91	10.25	9.10	200,000	-6.40	-1.46	1.012	Sr Unsecured
XS1412393172	TSKBTI 4.875 21	4.88	18/05/21	300	95.406	96.380	1.71	9.15	8.22	200,000	-5.69	-0.54	1.067	Sr Unsecured
XS1079527211	ISCTR 5 21	5.00	25/06/21	750	96.150	96.902	1.24	8.28	7.62	200,000	-5.21	0.36	1.169	Sr Unsecured
XS1439838548	HALKBK 5 21	5.00	13/07/21	500	92.818	93.891	0.99	11.04	10.10	200,000	-6.10	3.75	1.201	Sr Unsecured
XS1028943089	EXCRTU 5 21	5.00	23/09/21	500	94.724	95.381	0.01	8.83	8.34	200,000	-7.10	-2.20	1.400	Sr Unsecured
XS1390320981	ISCTR 5.375 21	5.38	06/10/21	750	94.862	95.787	2.51	9.03	8.35	200,000	-7.11	-1.06	1.393	Sr Unsecured
US900151AH41	ISCTR 5.375 21	5.38	06/10/21	750	94.339	95.501	2.51	9.42	8.56	200,000	-7.45	-1.38	1.391	Sr Unsecured
XS1508914691	VAKBN 5.5 21	5.50	27/10/21	500	94.828	95.940	2.25	9.05	8.26	200,000	-6.99	-1.71	1.447	Sr Unsecured
XS1571399754	YKBNK 5.75 22	5.75	24/02/22	600	96.313	96.743	0.48	7.85	7.60	200,000	-6.64	-0.52	1.764	Sr Unsecured
XS1508390090	ISCTR 5.5 22	5.50	21/04/22	600	92.481	93.479	2.34	9.57	9.01	200,000	-9.62	-1.80	1.852	Sr Unsecured
XS1605397394	TCZIRA 5.125 22	5.13	03/05/22	600	89.493	90.678	2.01	10.82	10.14	200,000	-11.33	-4.88	1.879	Sr Unsecured
XS1613091500	QNBFB 4.875 22	4.88	19/05/22	750	90.653	91.929	1.69	9.78	9.08	200,000	-10.51	-5.84	1.938	Sr Unsecured
XS1622626379	VAKBN 5.625 22	5.63	30/05/22	500	93.336	94.244	1.78	9.05	8.56	200,000	-8.51	-1.56	1.958	Sr Unsecured
USM8931TAF68	GARAN 5.25 22	5.25	13/09/22	750	91.934	92.887	0.16	8.96	8.50	200,000	-10.30	-4.77	2.241	Sr Unsecured
XS1684378208	EXCRTU 4.25 22	4.25	18/09/22	500	86.793	88.077	0.07	10.42	9.77	200,000	-12.69	-5.90	2.259	Sr Unsecured
USM0375YAK49	AKBNK 5 22	5.00	24/10/22	500	88.963	90.061	2.08	9.94	9.42	150,000	-12.76	-6.28	2.282	Sr Unsecured
XS0847042024	ISCTR 6 22	6.00	24/10/22	1,000	88.708	90.590	2.50	11.14	10.23	200,000	-11.64	-1.76	2.237	Subordinated
XS0849728190	VAKBN 6 22	6.00	01/11/22	672	89.132	90.109	2.38	10.90	10.43	200,000	-11.96	-2.36	2.256	Subordinated
XS0861979440	YKBNK 5.5 22	5.50	06/12/22	1,000	87.094	88.203	1.65	11.15	10.63	200,000	-13.20	-4.64	2.360	Subordinated
XS1750996206	TSKBTI 5.5 23	5.50	16/01/23	350	88.443	89.459	1.04	10.33	9.88	200,000	-12.73	-2.47	2.477	Sr Unsecured
XS1711581337	FCFIN 6 23	6.00	25/01/23	300	91.609	96.134	0.98	9.43	7.53	200,000	-7.15	6.63	2.511	Sr Unsecured
XS1760780731	VAKBN 5.75 23	5.75	30/01/23	650	89.882	90.566	0.86	9.90	9.60	200,000	-11.88	-3.68	2.512	Sr Unsecured
XS1788516679	YKBNK 6.1 23	6.10	16/03/23	500	91.170	92.441	0.14	9.57	9.05	200,000	-11.74	-3.95	2.631	Sr Unsecured
XS1576037284	GARAN 5.875 23	5.88	16/03/23	500	90.537	91.386	0.13	9.60	9.25	200,000	-13.08	-6.56	2.636	Sr Unsecured
XS1691349010	TCZIRA 5.125 23	5.13	29/09/23	500	89.972	91.984	2.49	8.48	7.77	200,000	-9.82	-1.42	3.036	Sr Unsecured
XS1496463297	EXCRTU 5.375 23	5.38	24/10/23	500	85.307	86.311	2.24	10.38	10.01	200,000	-15.64	-9.21	3.043	Sr Unsecured
XS1003016018	ISCTR 7.85 23	7.85	10/12/23	400	91.675	93.107	2.27	10.61	10.12	200,000	-14.05	-3.50	3.038	Subordinated
XS1917720911	EXCRTU 8.25 24	8.25	24/01/24	500	92.786	93.458	1.38	10.58	10.35	200,000	-16.09	-10.41	3.134	Sr Unsecured
XS1970705528	VAKBN 8.125 24	8.13	28/03/24	600	96.130	98.227	3.97	9.30	8.66	200,000	-11.72		3.213	Sr Unsecured
XS1578203462	ISCTR 6.125 24	6.13	25/04/24	1,250	87.613	88.245	2.54	9.88	9.67	200,000	-14.49	-3.65	3.378	Sr Unsecured
XS														

Türk Eurotahvilleri

İŞ YATIRIM

Rapor Terimlerini Açıklayıcı Doküman

Tanım	Enstrüman	Kupon	Vade ↓	İhraç Büyüklüğü (milyar)	Alış Fiyatı	Satış Fiyatı	Birikmiş Faiz	Alış Getiri (%)	Satış Getiri (%)	Minimum İşlem	Fiyat Performansı		Dur.	Payment Rank
											1A(Δ %)	1Y(Δ %)		
*Vadelerine göre sıralanmıştır.														
US03938HAA14	ACKAF 5 23	5.00	03/04/23	500	94.671	95.637	2.38	6.98	6.61	200,000	-7.70	-0.86	2.679	Sr Unsecured
XS0910932788	ACKAF 5 23	5.00	03/04/23	500	94.958	95.855	2.38	6.87	6.53	200,000	-7.48	-0.64	2.681	Sr Unsecured
XS1807502668	RGYAST 7.25 23	7.25	26/04/23	300	86.004	89.525	2.98	12.87	11.36	200,000	-5.47	4.93	2.556	Sr Unsecured
XS1028951264	TURKTI 4.875 24	4.88	19/06/24	500	89.765	90.476	1.29	7.75	7.54	200,000	-11.48	-3.20	3.663	Sr Unsecured
XS1577950402	CCOLAT 4.215 24	4.22	19/09/24	500	90.866	91.948	0.06	6.60	6.30	200,000	-10.86	-4.98	3.983	Sr Unsecured
XS1686704948	TUPRST 4.5 24	4.50	18/10/24	700	87.482	88.295	1.95	7.81	7.58	200,000	-12.52	-4.38	3.908	Sr Unsecured
XS1955059420	TURKTI 6.875 25	6.88	28/02/25	500	92.351	95.031	0.50	8.82	8.12	200,000	-14.38	-6.54	4.044	Sr Unsecured
XS1961766596	KCHOL 6.5 25	6.50	11/03/25	750	91.928	93.351	0.23	8.53	8.15	200,000	-14.03	-7.36	4.110	Sr Unsecured
XS1298711729	TCELLT 5.75 25	5.75	15/10/25	500	92.578	93.230	2.54	7.40	7.25	200,000	-11.71	-2.73	4.511	Sr Unsecured
XS1961010987	SİSETİ 6.95 26	6.95	14/03/26	700	92.329	93.336	0.19	8.62	8.39	200,000	-15.43	-7.42	4.733	Sr Unsecured
XS1803215869	TCELLT 5.8 28	5.80	11/04/28	500	88.100	89.259	2.63	7.82	7.61	200,000	-14.36	-2.58	6.015	Sr Unsecured

EUR Cinsinden

Devlet Eurotahvilleri

XS0503454166	TURKEY 5.125 20	5.13	18/05/20	2,000	99.910	100.090	4.35	5.48	4.34	50,000	-0.89	-3.95	0.149	Sr Unsecured
XS0993155398	TURKEY 4.35 21	4.35	12/11/21	1,250	99.225	99.705	1.58	4.84	4.53	100,000	-5.41	-4.68	1.523	Sr Unsecured
XS1057340009	TURKEY 4.125 23	4.13	11/04/23	1,000	94.781	95.758	3.92	6.05	5.68	100,000	-10.16	-6.97	2.654	Sr Unsecured
XS1843443356	TURKEY 4.625 25	4.63	31/03/25	1,250	91.935	92.380	4.54	6.56	6.45	100,000	-14.46	-8.74	4.092	Sr Unsecured
XS1629918415	TURKEY 3.25 25	3.25	14/06/25	1,000	85.250	85.875	2.52	6.68	6.52	100,000	-15.34	-8.81	4.429	Sr Unsecured
XS1909184753	TURKEY 5.2 26	5.20	16/02/26	1,500	91.297	91.501	0.53	7.05	7.00	100,000	-17.03	-11.00	4.828	Sr Unsecured

Özel Sektör Eurotahvilleri

Finansal Kuruluşlar

XS1403416222	VAKBN 2.375 21	2.38	04/05/21	500	96.827	97.621	2.11	5.38	4.61	100,000	-4.06	-1.22	1.036	Secured
--------------	----------------	------	----------	-----	--------	--------	------	------	------	---------	-------	-------	-------	---------

Finans Dışı

XS1109959467	ACKAF 3.875 21	3.88	16/09/21	350	96.811	98.396	2.01	6.17	5.01	100,000	-6.22	-4.59	1.367	Sr Unsecured
--------------	----------------	------	----------	-----	--------	--------	------	------	------	---------	-------	-------	-------	--------------

Yen Cinsinden

Devlet Eurotahvilleri

JP579200EHQ4	TURKEY 1.81 20	1.81	07/12/20	3,000	100.643	100.684	0.55	0.89	0.83	1,000,000,000	-0.18	-1.63	0.693	Sr Unsecured
JP579200DHO6	TURKEY 1.81 20	1.81	07/12/20	700	100.595	100.633	0.55	0.96	0.90	700,000,000	-0.18	-1.55	0.693	Sr Unsecured
JP579200KHQ1	TURKEY 1.81 20	1.81	07/12/20	3,700	100.655	100.686	0.55	0.87	0.83	3,700,000,000	-0.19	-1.64	0.693	Sr Unsecured
JP579200BHQ0	TURKEY 1.81 20	1.81	07/12/20	2,000	100.630	100.662	0.55	0.91	0.86	200,000,000	-0.19	-1.61	0.693	Sr Unsecured
JP579200CHQ8	TURKEY 1.81 20	1.81	07/12/20	1,000	100.608	100.643	0.55	0.94	0.89	500,000,000	-0.18	-1.57	0.693	Sr Unsecured
JP579200GHQ9	TURKEY 1.81 20	1.81	07/12/20	3,600	100.654	100.684	0.55	0.87	0.83	1,800,000,000	-0.19	-1.64	0.693	Sr Unsecured
JP579200FHQ1	TURKEY 1.81 20	1.81	07/12/20	2,400	100.638	100.676	0.55	0.89	0.84	1,200,000,000	-0.18	-1.61	0.693	Sr Unsecured
JP579200JHQ3	TURKEY 1.81 20	1.81	07/12/20	3,600	100.654	100.684	0.55	0.87	0.83	3,600,000,000	-0.19	-1.64	0.693	Sr Unsecured
JP579200ABF8	TURKEY 1.87 21	1.87	18/03/21	180,000	101.244	101.291	0.04	0.59	0.54	100,000,000	-0.21	-1.82	0.972	Sr Unsecured
JP579200ACF6	TURKEY 1.47 22	1.47	15/03/22	90,000	101.473	101.573	0.04	0.71	0.66	100,000,000	-0.38	-1.62	1.943	Sr Unsecured
JP579200AEM8	TURKEY 1.05 24	1.05	25/09/24	100,000	99.651	99.651	0.00	1.13	1.13	100,000,000			4.283	Sr Unsecured

Yurtdışı Devlet ve Özel Sektör Eurotahvilleri

İŞ YATIRIM

*Vadelerine göre sıralanmıştır.

Rapor Terimleri

Kodu	Enstrüman	Ülke	Kpn	Vade ↓	İhraç Büyüklüğü (milyar)	Alış Fiyatı	Satış Fiyatı	Birikmiş Faiz	Alış Getiri (%)	Satış Getiri (%)	Minimum İşlem	Fiyat Performansı		Dur.	Payment Rank
												1A(Δ %)	1Y(Δ %)		
USD Cinsi															
XS1241110300	DIBUH 2.921 20	CAYMAN ISLANDS	2.92	03/06/20	750	99.788	100.284	0.90	3.98	1.44	200,000	-0.14	0.86	0.19	Sr Unsecured
XS1113141441	SOAFSK 3.903 20	SOUTH AFRICA	3.90	24/06/20	500	99.397	99.967	0.98	6.27	4.00	200,000	-0.89	-0.27	0.25	Sr Unsecured
USG8600UAA19	SUZANO 5.875 21	CAYMAN ISLANDS	5.88	23/01/21	186	102.528	103.453	1.00	2.84	1.76	100,000				Sr Unsecured
XS0579851949	ESKOM 5.75 21	SOUTH AFRICA	5.75	26/01/21	1,750	86.519	87.826	0.93	24.37	22.37	200,000	-13.54	-12.09	0.75	Sr Unsecured
US71645WAR25	PETBRA 5.375 21	NETHERLANDS	5.38	27/01/21	961	97.366	98.616	0.85	8.66	7.08	2,000	-4.82	-5.26	0.80	Sr Unsecured
USP16259AB20	BBVASM 6.5 21	MEXICO	6.50	10/03/21	750	97.164	98.250	0.25	9.65	8.42	150,000	-6.31	-6.51	0.91	Subordinated
USY7138AAA89	PERTIJ 5.25 21	INDONESIA	5.25	23/05/21	391	97.651	99.326	1.76	7.38	5.85	200,000	-5.28	-4.84	1.10	Sr Unsecured
US71647NAP42	PETBRA 8.375 21	NETHERLANDS	8.38	23/05/21	463	101.737	102.085	2.81	6.79	6.48	2,000	-5.38	-7.45	1.07	Sr Unsecured
XS1678622090	AZERBJ 2.82 21	AZERBAIJAN	2.82	01/09/21	174	96.412	96.944	0.18	5.45	5.05	150,000	-3.55	-0.38	1.39	
US91911TAM53	VALEBZ 4.375 22	CAYMAN ISLANDS	4.38	11/01/22	0	0.000	0.000	1.92	0.00	0.00	2,000				Sr Unsecured
US46556MAF95	ITAU 5.65 22	BRAZIL	5.65	19/03/22	1,250	94.952	96.103	0.08	8.46	7.80	200,000	-9.58	-8.21	1.83	Subordinated
USG1315RAG65	BRASKM 5.375 22	CAYMAN ISLANDS	5.38	02/05/22	289	97.017	98.506	2.12	6.92	6.14	200,000	-7.68	-6.04	1.92	Sr Unsecured
XS0800346362	GRAIL 7.75 22	GEORGIA	7.75	11/07/22	500	102.860	104.614	1.57	6.39	5.58	200,000	-5.95	-3.42	2.07	Sr Unsecured
XS0809571739	SAFTRA 4 22	SOUTH AFRICA	4.00	26/07/22	1,000	96.036	96.573	0.64	5.83	5.58	200,000	-5.55	-1.78	2.18	Sr Unsecured
US03512TAC53	ANGSJ 5.125 22	ISLE OF MAN	5.13	01/08/22	750	95.989	96.752	0.75	7.00	6.63	1,000	-9.16	-7.23	2.16	Sr Unsecured
XS0867478124	HSBKKZ 5.5 22	KAZAKHSTAN	5.50	21/12/22	548	98.057	98.879	1.28	6.28	5.95	1	-2.30	-1.51	1.91	Sr Unsecured
XS0863524277	TAQAUH 3.625 23	UAE	3.63	12/01/23	1,250	100.052	100.790	0.73	3.60	3.33	200,000	-3.77	-0.35	2.64	Sr Unsecured
US71654QBG64	PEMEX 3.5 23	MEXICO	3.50	30/01/23	1,144	77.439	80.419	0.53	13.25	11.78	10,000	-22.46	-16.80	2.56	Sr Unsecured
XS0903465127	SOIAZ 4.75 23	AZERBAIJAN	4.75	13/03/23	1,000	89.178	92.151	0.15	8.98	7.76	200,000	-14.99	-10.93	2.69	Sr Unsecured
US71647NAF69	PETBRA 4.375 23	NETHERLANDS	4.38	20/05/23	1,406	89.991	90.769	1.51	8.02	7.72	2,000	-15.07	-10.86	2.82	Sr Unsecured
USP30179AM09	CFELEC 4.875 24	MEXICO	4.88	15/01/24	1,250	100.629	101.504	0.93	4.69	4.44	200,000	-7.21	-1.01	3.43	Sr Unsecured
US836205AQ75	SOAF 4.665 24	SOUTH AFRICA	4.67	17/01/24	1,500	94.010	95.990	0.87	6.46	5.85	100,000	-9.83	-5.37	3.41	Sr Unsecured
US10553YAF25	BRASKM 6.45 24	CAYMAN ISLANDS	6.45	03/02/24	750	87.547	89.070	0.91	10.45	9.92	200,000	-21.23	-18.85	3.27	Sr Unsecured
US71647NAM11	PETBRA 6.25 24	NETHERLANDS	6.25	17/03/24	1,586	94.731	95.138	0.12	7.81	7.69	2,000	-17.16	-11.81	3.45	Sr Unsecured
XS1044540547	AZERBJ 4.75 24	AZERBAIJAN	4.75	18/03/24	1,250	89.582	91.296	0.08	7.84	7.31	200,000	-17.05	-12.81	3.54	Sr Unsecured
USP16259AK29	BBVASM 4.375 24	MEXICO	4.38	10/04/24	750	92.120	94.202	1.99	6.63	6.01	150,000	-13.66	-8.09	3.57	Sr Unsecured
US105756AR10	BRAZIL 8.875 24	BRAZIL	8.88	15/04/24	1,029	119.713	120.357	3.92	3.61	3.46	1,000	-6.07	-3.94	3.39	Sr Unsecured
US31572UAE64	FIBRBZ 5.25 24	CAYMAN ISLANDS	5.25	12/05/24	600	98.704	99.461	1.93	5.60	5.40	2,000	-9.90	-5.86	3.61	Sr Unsecured
USP1905CAE05	BRFSBZ 4.75 24	BRAZIL	4.75	22/05/24	518	86.767	89.245	1.61	8.59	7.82	200,000	-16.21	-7.21	3.60	Sr Unsecured
XS1075401726	EMAARM 4.564 24	CAYMAN ISLANDS	4.56	18/06/24	750	101.183	103.603	1.22	4.25	3.64	200,000	-3.22	0.36	3.80	Sr Unsecured
XS1120709669	KAZAKS 3.875 24	KAZAKHSTAN	3.88	14/10/24	1,500	100.810	101.770	1.72	3.68	3.45	200,000	-7.16	-1.97	4.09	Sr Unsecured
US06120TAA60	BCHINA 5 24	CHINA	5.00	13/11/24	3,000	103.665	104.256	1.82	4.12	3.99	200,000	-6.19	-1.04	4.07	Subordinated
US105756BV13	BRAZIL 4.25 25	BRAZIL	4.25	07/01/25	4,300	100.476	100.990	0.91	4.14	4.02	200,000	-7.82	-0.99	4.28	Sr Unsecured
USP2253TJE03	CEMEX 5.7 25	MEXICO	5.70	11/01/25	1,071	81.305	82.193	1.16	10.79	10.51	200,000	-20.63	-20.26	3.91	1st lien
US91087BAA89	MEX 3.6 25	MEXICO	3.60	30/01/25	1,947	94.629	94.953	0.54	4.86	4.78	200,000	-11.23	-4.44	4.37	Sr Unsecured
XS1187065443	ESKOM 7.125 25	SOUTH AFRICA	7.13	11/02/25	1,250	76.283	78.069	0.85	13.98	13.38	200,000	-25.91	-22.28	3.82	Sr Unsecured
XS1263054519	KAZAKS 5.125 25	KAZAKHSTAN	5.13	21/07/25	2,500	105.153	106.574	0.90	4.04	3.75	200,000	-8.70	-2.51	4.64	Sr Unsecured
USP989MJBEO4	YFPDAR 8.5 25	ARGENTINA	8.50	28/07/25	1,500	48.489	49.754	1.32	27.37	26.63	1,000	-46.12	-50.19	3.40	Sr Unsecured
US836205AR58	SOAF 5.875 25	SOUTH AFRICA	5.88	16/09/25	2,000	94.665	96.330	0.13	7.07	6.69	200,000	-14.26	-8.96	4.61	Sr Unsecured
XS1301525207	ALBRK 10.5 25	CAYMAN ISLANDS	10.50	30/11/25	250	98.523	100.555	3.33	10.08	9.60	200,000	-3.30	0.37	0.64	Subordinated
XS1323608635	KFINKK 7.9 26	CAYMAN ISLANDS	7.90	17/02/26	350	100.000	100.526	0.81	7.52	7.41	200,000	-3.07	0.70	0.87	
XS1319820897	SGCAZE 6.875 26	AZERBAIJAN	6.88	24/03/26	2,000	95.383	97.089	0.00	7.85	7.49	200,000	-20.57	-13.86	4.84	
US105756AE07	BRAZIL 10.125 27	BRAZIL	10.13	15/05/27	765	131.295	133.321	3.63	4.88	4.60	1,000	-10.07	-4.60	5.30	Sr Unsecured
XS1706923148	FCFIN 7.25 27	NETHERLANDS	7.25	09/11/27	150	98.374	100.363	2.72	6.70	6.36	200,000	0.26	18.01	2.48	Subordinated
XS1196496688	SOIAZ 6.95 30	AZERBAIJAN	6.95	18/03/30	750	92.279	94.792	0.12	8.09	7.71	200,000	-25.83	-16.30	7.05	Sr Unsecured
US040114GL81	ARGENT 8.28 33	ARGENTINA	8.28	31/12/33	3,046	35.148	35.949	1.93	18.30	17.92	1	-37.71	-57.80	3.68	Sr Unsecured
US105756BB58	BRAZIL 8.25 34	BRAZIL	8.25	20/01/34	1,369	114.919	116.768	1.47	6.59	6.40	1,000	-21.29	-9.82	8.59	Sr Unsecured
US040114GK09	ARGENT 3.75 38	ARGENTINA	3.75	31/12/38	5,297	28.492	29.429	1.81	16.44	16.03	1	-34.19	-50.29	6.61	Sr Unsecured
USP98088AA83	VOTORA 7.25 41	LUXEMBOURG	7.25	05/04/41	610	84.242	87.859	3.40	8.92	8.50	200,000	-35.85	-21.79	9.70	Sr Unsecured
USG21895AC44	CNPCC5 5.95 41	BRITISH VIRGIN	5.95	28/04/41	500	135.596	138.593	2.41	3.54	3.38	200,000	-4.77	10.81	13.39	Sr Unsecured
US836205AS32	SOAF 5.375 44	SOUTH AFRICA	5.38	24/07/44	1,000	67.150	67.855	0.90	8.62	8.53	200,000	-31.90	-26.70	11.04	Sr Unsecured
XS1120709826	KAZAKS 4.875 44	KAZAKHSTAN	4.88	14/10/44	1,000	92.013	93.295	2.17	5.47	5.37	200,000	-28.76	-12.97	13.69	Sr Unsecured
XS1263139856	KAZAKS 6.5 45	KAZAKHSTAN	6.50	21/07/45	1,500	118.224	119.554	1.14	5.20	5.11	200,000	-27.25	-12.51	13.05	Sr Unsecured
US91086QBF46	MEX 4.6 46	MEXICO	4.60	23/01/46	2,857	80.426	81.367	0.78	6.12	6.03	200,000	-30.01	-14.43	13.81	Sr Unsecured
US71647NAN93	PETBRA 6.85 2115	NETHERLANDS	6.85	05/06/15	2,449	73.978	75.586	2.07	9.26	9.06	2,000	-41.59	-23.68	10.57	Sr Unsecured

Euro Cinsinden

XS1731106347	CEMEX 2.75 24	MEXICO	2.75	05/12/24	650	94.413	95.127	0.83	4.07	3.89	100,000	-7.64	-5.32	0.62	1st lien
XS0982711714	PETBRA 4.75 25	NETHERLANDS	4.75	14/01/25	640	95.568	97.440	0.91	5.83	5.36	100,000	-17.42	-12.82	4.27	Sr Unsecured
XS0213101073	PEMEX 5.5 25	MEXICO	5.50	24/02/25	1,000	89.344	91.074	0.44	8.21	7.75	10,000	-22.84	-17.49	4.25	Sr Unsecured
XS1813724603	TEVA 4.5 25	NETHERLANDS	4.50	01/03/25	898	79.766	81.178	0.29	9.76	9.34	100,000	-22.56	-22.51	0.66	Sr Unsecured
XS1824425182	PEMEX 3.625 25	MEXICO	3.63	24/11/25	650	78.428	80.114	1.20	8.58	8.13	100,000	-25.72	-18.60	4.92	Sr Unsecured
XS1211044075	TEVA 1.875 27	NETHERLANDS	1.88	31/03/27	700	66.677	68.880	1.84	8.33	7.80	100,000	-23.44	-20.50	1.92	Sr Unsecured
XS1172951508	PEMEX 2.75 27	MEXICO	2.75	21/04/27	1,250	66.631	68.680	2.54	9.42	8.90	100,000	-31.90	-24.35	5.93	Sr Unsecured
XS1568888777															

Devlet İç Borçlanma Senetleri

İŞ YATIRIM



Rapor Terimleri

Tanım	Kpn%	Vade Tarihi ↓	İhraç Tarihi	Vadeye kalan (ay/yıl)	İhrac (mn TL)	Hacim (mnTL)			Son İşlem Tarihi	Son Temiz Fiyat	Birikmiş Faiz	Basit Faiz (%)	Bileşik Faiz (%)	Faiz Değ.(Δbp)			3ay Bant				Dur.	Konv.	PVBP * 100
						1G	1H	3A St.dev						1G	1H	3A	Min(%)	Mak(%)	Ort(%)	Z-skor			
İskontolu Tahviller																							
TRT130520T14		13/05/20	15/05/19	2 m	7.467	2.0	142.1	0.63	19/03/20	98.506		10.25	10.71	-10	29	-18	9.44	12.20	10.81	-0.16	0.14	0.00	0.14
TRT100620T16		10/06/20	12/06/19	3 m	9.390	3.9	109.8	0.63	19/03/20	97.781		10.10	10.50	11	-21		9.51	12.45	10.74	-0.39	0.21	0.00	0.21
TRT160920T25		16/09/20	10/07/19	6 m	16.747	20.9	711.6	0.66	19/03/20	94.961		10.70	10.99	48	1	-37	9.70	12.22	11.05	-0.09	0.47	0.00	0.44
TRT071020T23		07/10/20	18/09/19	7 m	12.530	5.2	92.3	0.65	19/03/20	94.262		11.00	11.27	84	1	-15	9.78	12.12	11.16	0.16	0.52	0.01	0.49
TRT140421T13		14/04/21	15/01/20	13 m	12.334	5.8	176.9	0.62	19/03/20	88.778		11.80	11.75	99	53		9.80	12.21	10.76	1.59	1.02	0.02	0.86

Sabit Kuponlu Tahviller																							
TRT080720T19	4.7	08/07/20	15/07/15	4 m	17.092	11.2	204.4	0.65	19/03/20	99.600	1.86	10.59	10.99	64		29	9.69	12.51	10.94	0.08	0.29	0.00	0.30
TRT120820T12	11.5	12/08/20	15/08/18	5 m	19.577	217.7	390.5	1.30	19/03/20	104.650	2.34	10.62	10.96	31	54	-59	9.21	16.48	11.30	-0.26	0.38	0.00	0.41
TRT170221T12	5.35	17/02/21	24/02/16	11 m	15.689	173.7	1,283.2	0.67	19/03/20	99.600	0.88	11.15	11.46	37	25	-9	9.82	12.75	11.19	0.40	0.84	0.01	0.85
TRT210421T14	10.45	21/04/21	24/04/19	13 m	19.928	67.9	257.6	0.74	19/03/20	109.500	8.56	11.35	11.67	83		-19	9.84	12.57	11.34	0.45	0.91	0.01	1.07
TRT220921T18	4.6	22/09/21	28/09/16	18 m	15.392	186.6	817.4	0.70	19/03/20	96.650	4.47	11.68	12.02	76	66	25	9.57	12.48	11.26	1.08	1.30	0.02	1.32
TRT201021T25	6.9	20/10/21	23/10/19	19 m	19.641	0.5	127.2	0.74	19/03/20	102.750	5.65	11.83	12.18	108	88	23	9.96	12.51	11.41	1.03	1.33	0.03	1.44
TRT120122T17	4.75	12/01/22	25/01/12	22 m	10.586	30.6	501.9	0.77	19/03/20	95.150	1.70	12.54	12.93	109	121	98	10.08	13.00	11.61	1.72	1.59	0.03	1.54
TRT020322T17	5.5	02/03/22	08/03/17	24 m	16.836	2.0	235.1	1.18	19/03/20	97.300	0.48	12.59	12.99	88	120	76	10.02	16.14	11.83	0.99	1.70	0.04	1.67
TRT170822T15	5.35	17/08/22	23/08/17	29 m	15.300	12.1	270.7	1.31	19/03/20	96.000	0.88	12.66	13.06	106	101	126	9.99	16.69	11.93	0.86	2.05	0.05	1.99
TRT140922T17	4.25	14/09/22	26/09/12	30 m	10.771	135.1	743.2	0.74	19/03/20	91.700	0.05	12.47	12.86	72	128	112	9.59	12.99	11.38	2.00	2.16	0.06	1.98
TRT180123T10	6.1	18/01/23	24/01/18	34 m	14.524	99.0	703.3	0.78	19/03/20	99.000	1.94	12.61	13.01	59	107	79	9.97	13.15	11.60	1.82	2.30	0.07	2.31
TRT080323T10	3.55	08/03/23	20/03/13	36 m	16.985	0.9	194.5	0.89	19/03/20	86.000	0.18	12.91	13.33	143	158	111	9.99	13.51	11.68	1.87	2.56	0.08	2.19
TRT140623T19	8.1	14/06/23	20/06/18	39 m	10.660	1.1	163.0	1.39	19/03/20	108.250	4.14	12.98	13.40	110	162	128	10.08	16.63	12.23	0.85	2.44	0.08	2.72
TRT270923T11	4.4	27/09/23	09/10/13	43 m	12.935	8.3	87.9	1.15	19/03/20	88.100	4.11	13.11	13.54	95	156		10.02	15.97	12.00	1.34	2.78	0.10	2.55
TRT181023T19	10.05	18/10/23	24/10/18	44 m	2.601	1.9	26.9	1.38	19/03/20	119.350	8.23	13.15	13.58	64	150	125	10.17	16.40	12.36	0.89	2.49	0.09	3.20
TRT200324T13	5.2	20/03/24	02/04/14	49 m	7.586	1.0	35.1	1.06	19/03/20	91.200	5.06	13.30	13.74	113	173	163	9.88	16.40	12.12	1.53	3.00	0.12	2.87
TRT240724T15	4.5	24/07/24	06/08/14	53 m	15.248	158.7	637.0	0.84	19/03/20	86.700	1.26	13.09	13.52	81	137	91	9.94	13.57	11.74	2.11	3.40	0.15	2.97
TRT120325T12	4	12/03/25	25/03/15	61 m	18.868	4.9	35.5	0.91	19/03/20	81.000	0.04	13.33	13.77	100	180		10.00	14.29	11.88	2.07	3.89	0.19	3.13
TRT110226T13	5.3	11/02/26	24/02/16	72 m	22.110	438.1	2,760.2	0.83	19/03/20	89.350	0.87	13.25	13.69	81	159	98	9.96	13.74	11.84	2.23	4.17	0.23	3.77
TRT240227T17	5.5	24/02/27	08/03/17	84 m	16.108	5.0	200.6	0.82	19/03/20	89.000	0.48	13.48	13.93	96	177	118	10.04	13.93	11.90	2.47	4.61	0.28	4.13
TRT110827T16	5.25	11/08/27	23/08/17	90 m	18.789	63.1	548.1	0.82	19/03/20	86.750		13.37	13.82	90	171	108	10.01	13.90	11.83	2.43			
TRT080328T15	6.2	08/03/28	21/03/18	97 m	10.587	1.9	67.0	0.86	19/03/20	98.400		12.72	13.12	29	96	39	10.09	13.77	11.76	1.59			

Değişken Faizli Tahviller																							
TRT111120T18	9.86	11/11/20	20/11/13	8 m	14.612	0.5	3.1	1.03	31/12/19	103.000	2.71						9.41	11.87	10.33		0.42	0.00	0.37
TRT190521T17	8.65	19/05/21	28/05/14	14 m	12.869	3.1	14.7	1.11	31/12/19	102.000	2.04						9.22	11.86	10.55		0.48	0.01	0.38
TRT200422T14	10.29	20/04/22	29/04/15	25 m	12.604	32.7	180.5		31/01/20	100.400	5.82										0.39	0.01	0.23
TRT050624T19	8.65	05/06/24	14/06/17	51 m	12.739	1.0	5.0		31/12/19	100.600	1.05										0.65	0.01	0.42
TRT020725T10	7.62	02/07/25	11/07/18	64 m	2.833	0.6	0.7		31/12/19	100.000	10.00										0.40	0.01	0.02
TRT060825T15	5.41	06/08/25	15/08/18	66 m	18.085	45.0	165.5		19/03/20	99.000	1.10										0.58	0.01	0.38
TRT041126T11	7.15	04/11/26	13/11/19	81 m	9.976	1.0	51.7		31/12/19	100.000													

TÜFE'ye Endeksli Tahviller																							
TRT010420T19	2.0	01/04/20	14/04/10	0 m	4.468	14.2	30.8	2.05	03/03/20	100.490	1.69	-4.41	-4.32				-4.35	6.22	2.76	-3.46	0.08	0.00	0.10

Devlet İç Borçlanma Senetleri

İŞ YATIRIM



Rapor Terimleri

Tanım	Kpn%	Vade Tarihi ↓	İhraç Tarihi	Vadeye kalan (ay/yıl)	İhrac (mn TL)	Hacim (mnTL)			Son İşlem Tarihi	Son Temiz Fiyat	Birikmiş Faiz	Basit Faiz (%)	Bileşik Faiz (%)	Faiz Değ.(Δbp)			3ay Bant				Dur.	Konv.	PVBP * 100
						1G	1H	3A St.dev						1G	1H	3A	Min(%)	Mak(%)	Ort(%)	Z-skor			
TRT060121T16	1.5	06/01/21	19/01/11	10 m	7.509	0.0	93.6	0.65	10/03/20	101.000	0.52	1.78	1.79	-9			1.79	4.90	2.95	-1.79	0.82	0.01	0.99
TRT210721T11	1.5	21/07/21	03/08/11	16 m	9.304	423.1	973.6	0.39	16/03/20	100.000	0.46	3.00	3.02	62		20	1.63	3.33	2.35	1.71	1.49	0.03	1.54
TRT230222T13	1.5	23/02/22	07/03/12	24 m	9.800	2.2	57.7	0.59	13/03/20	101.000	0.16	2.47	2.49	-37	-27		2.17	4.76	3.11	-1.05	1.97	0.06	2.10
TRT261022T10	1.0	26/10/22	07/11/12	32 m	10.355	2.1	12.7	0.57	27/01/20	99.600	0.49	2.15	2.16	0			2.09	4.55	2.92	-1.33			
TRT030523T13	0.5	03/05/23	15/05/13	38 m	9.152	2.0	57.9	0.53	09/03/20	96.000	0.34	2.32	2.33	0		-55	1.77	4.36	2.75	-0.79			
TRT020823T11	1.5	02/08/23	14/08/13	41 m	8.477	1.0	18.5	0.49	03/03/20	101.900	0.23	2.42	2.43			-32	2.24	4.42	3.09	-1.35	3.20	0.13	3.29
TRT081123T10	1.4	08/11/23	20/11/13	44 m	8.497	0.0	37.8	0.63	31/12/19	99.200	0.38	3.02	3.04	-10	-10		2.09	4.24	3.08	-0.06	3.53	0.16	3.51
TRT100124T17	2.1	10/01/24	16/01/19	46 m	13.041	2.9	7.3	0.44	31/12/19	104.600	1.95	2.98	3.00	-1			3.00	4.14	3.61	-1.39	3.54	0.16	2.12
TRT080524T17	1.2	08/05/24	21/05/14	50 m	5.745	18.7	24.6	0.58	07/02/20	100.000	0.59	2.40	2.41	-75			1.74	4.27	2.82	-0.71	3.86	0.19	3.73
TRT050624T35	2.1	05/06/24	12/06/19	51 m	9.221	1.1	122.7	0.47	10/01/20	105.100	0.37	2.86	2.88	-26	-15	-91	2.68	4.05	3.38	-1.07			
TRT180924T11	1.0	18/09/24	01/10/14	55 m	8.054	0.5	5.5	0.59	06/03/20	95.850	0.91	2.98	3.00	-5		-2	2.01	4.44	3.00	0.01	4.15	0.21	3.72
TRT061124T11	1.6	06/11/24	13/11/19	56 m	7.137	1.1	23.1	0.24	03/03/20	102.000	0.98	2.74	2.76				2.36	3.28	2.96	-0.83			
TRT290125T15	1.2	29/01/25	05/02/20	59 m	4.978	0.5	5.0	0.10	12/03/20	99.357	0.24	2.50	2.52	0			2.31	2.52	2.42	1.01	4.40	0.24	2.33
TRT160425T17	1.0	16/04/25	29/04/15	62 m	8.822	17.2	102.6	0.55	03/02/20	98.400	0.57	2.33	2.34	-3		-145	2.34	4.44	3.02	-1.25	4.74	0.27	4.18
TRT140126T11	1.4	14/01/26	27/01/16	71 m	11.401	4.2	15.9	0.43	20/01/20	101.625	1.34	2.40	2.41	5			2.36	4.23	2.91	-1.17			
TRT070727T13	1.5	07/07/27	19/07/17	89 m	13.623	14.6	43.5	0.57	11/02/20	103.000	0.22	2.45	2.47	-6			2.39	4.60	3.54	-1.89	6.25	0.47	4.84
TRT120128T11	1.45	12/01/28	24/01/18	95 m	7.585	0.7	4.1	0.93	31/12/19	98.000		3.18	3.21	17			2.91	5.93	3.76	-0.59			

Kamu Kira Sertifikası

TRD230920T24	12.2	23/09/20	26/09/18	6 m	1.700	5.8	43.8	0.85	19/03/20	106.850	11.87	10.41	10.68	-11	-18	167	8.31	12.70	9.93	0.88	0.44	0.00	0.52
TRD181120T19	8.95	18/11/20	21/11/18	8 m	3.241	1.5	4.8	1.54	19/03/20	104.555	5.95	10.60	10.88			39	7.93	14.37	10.76	0.08	0.59	0.01	0.66
TRD100221T17	8.8	10/02/21	13/02/19	11 m	1.479	1.4	6.1	1.44	19/03/20	105.700	1.79	10.75	11.04				8.64	14.62	10.81	0.16	0.81	0.01	0.88
TRD160621T17	10.55	16/06/21	19/06/19	15 m	1.606	0.4	6.9	1.50	19/03/20	112.000	5.33	10.52	10.80	0	14		8.94	14.61	10.98	-0.12	1.06	0.02	1.24
TRD140721T18	4.7	14/07/21	20/07/16	16 m	0.908	0.5	0.8	1.37	19/03/20	98.750	1.68	10.41	10.68	-20	-7		9.00	14.52	10.80	-0.09	1.19	0.02	1.20
TRD180821T13	7.4	18/08/21	21/08/19	17 m	0.847	2.2	6.2	1.61	18/03/20	105.490	1.18	10.53	10.81	3	3		9.11	14.35	11.15	-0.21	1.25	0.02	1.34
TRD151221T10									19/03/20														
TRD260122T19	4.88	26/01/22	29/01/20	23 m	2.926	0.0	87.3	0.43	19/03/20		1.37						9.56	11.07	10.28		1.64	0.04	1.64

Özel Sektör Tahvilleri (TL)

İŞ YATIRIM

Rapor Terimleri

Kodu	Enstrüman	Kpn	Vade ↓	İhraç T.	Çıkış Spread	Alış Fiyatı	Bir son. kupon t.	Toplam İhrac	Son İşlem Tarihi	Temiz Fiyat	Birikmiş Faiz	Getiri (%)	FaizΔ Son İki İşgünü			Fiyat Değ.			Hacim Ort.		Spread Bilgisi (bps)				Dur.	Konv.	PVBP * 100								
													1G(Δ)	1H(Δ)	3A(Δ)	1G(Δ)	1H(Δ)	3A(Δ)	1H	3A	Son	3A Min.	3A Maks	3A Ort.											
Özkaynak Hes.Dahil Borç.Araçları																																			
TRSTISB72712	Türkiye İş Bankası A.Ş.	13.36	27/07/27	08/08/17	350	4	05/05/2020	1,100.00	10/02/20	100.000	0.26																			0.22					
TRSVKFB92719	Türkiye Vakıflar Bankası	14.73	06/09/27	18/09/17	350	4	15/06/2020	525.00	07/02/20	106.000	2.33																								
TRSTHAL2716	Türkiye Halk Bankası	14.40	22/10/27	20/10/17	350	12	21/04/2020	1,000.00	17/02/20	99.424																									
TRSSKBA2716	Şekerbank T.A.Ş.	15.70	10/12/27	22/12/17		12	20/04/2020	300.00	21/02/20	97.498	0.20																								
TRSSKBA52818	Şekerbank T.A.Ş.	15.70	11/05/28	24/05/18	475	12	20/04/2020	150.00	21/01/20	98.900	0.08																								
TRSTHAL62811	Türkiye Halk Bankası	14.10	04/07/28	03/07/18		2	01/07/2020	1,950.00	17/02/20	99.957	1.85	14.6																							
TRSTHAL92826	Türkiye Halk Bankası	12.79	13/09/28	26/09/18		2	25/03/2020	2,979.80																											
TRSEXIM92818	Türkiye İhracat Kredi	12.54	14/09/28	27/09/18		2	26/03/2020	2,901.76																											
TRSFIBA10016	Fibabanka A.Ş.	18.29	12/03/29	20/03/19		4	17/06/2020	100.00																											
TRSTISB62911	Türkiye İş Bankası A.Ş.	11.27	06/06/29	19/06/19		4	17/06/2020	800.00	05/02/20	100.007	1.80																								
TRSYKKB62914	Yapı Ve Kredi Bankası	12.02	20/06/29	03/07/19			01/04/2020	500.00	05/02/20	99.700	1.15																								
TRSTISB92918	Türkiye İş Bankası A.Ş.	15.32	13/09/29	26/09/19		4	26/03/2020	350.00	24/10/19																										
TRSVKFB92925	Türkiye Vakıflar Bankası	15.65	14/09/29	27/09/19		4	27/03/2020	725.00	19/02/20	100.000																									
TRSYKKB92911	Yapı Ve Kredi Bankası		20/09/29	03/10/19		4	02/04/2020	300.00	07/02/20	101.000																									
TRSGRANE2915	Türkiye Garanti Bankası		07/10/29	09/10/19		4	07/04/2020	252.88	18/03/20																										
TRSSKBA0017	Şekerbank T.A.Ş.		28/11/29	11/12/19		4	11/03/2020	250.00	28/02/20																										
TRSGRAN23013	Türkiye Garanti Bankası		14/02/30	14/02/20		4	14/05/2020	750.00	17/03/20	101.220																									

Kira Sertifikaları (Kot içi)																																					
TRDBRKT32021	Bereket Varlık Kiraları	10.10	25/03/20	20/12/19			25/03/2020	325.00	19/03/20	100.006	2.52	9.96	-5	98																							
TRDABVK32031	Aktif Bank Sukuk Varlığı	10.60	27/03/20	14/01/20			27/03/2020	50.00	15/01/20	100.000		11.06																									
TRDNVKA42019	Nurol Varlık Kiralama	15.70	01/04/20	17/10/19			01/04/2020	50.00																													
TRDVVRK42024	Vakıf Varlık Kiralama	9.65	01/04/20	16/01/20			01/04/2020	400.00	17/03/20	100.145		6.2																									
TRDZKVK42012	Ziraat Katılım Varlık Kiralama	9.90	03/04/20	27/12/19			03/04/2020	600.00	19/03/20	99.980	2.28	10.67	-36	30																							
TRDHVKA42011	Halk Varlık Kiralama	12.10	07/04/20	19/11/19			07/04/2020	200.00	17/03/20																												
TRDKTVK42015	Kuveyt Türk Kira Sertifikası	9.25	15/04/20	15/01/20			15/04/2020	400.00	19/03/20			1.65																									
TRDBRKT42012	Bereket Varlık Kiraları	10.75	15/04/20	04/12/19			15/04/2020	400.00	19/03/20	100.020	3.15	10.65	-4	115	15	1E-03	-0.11	-0.15																			
TRDBRKT42038	Bereket Varlık Kiraları	9.10	15/04/20	27/01/20			15/04/2020	100.00	04/03/20			0.95																									
TRDKTLM42012	Katılım Varlık Kiralama	15.27	17/04/20	20/04/18	520	4	17/04/2020	200.10	12/03/20			2.34																									
TRDTFVK42023	Türkiye Finans Varlık Kiralama	8.80	17/04/20	04/02/20			17/04/2020	150.00	18/03/20	100.000	1.06	9.07																									
TRDABVK42014	Aktif Bank Sukuk Varlığı	9.85	17/04/20	07/02/20			17/04/2020	100.00	12/03/20			0.94																									
TRDTFVK42015	Türkiye Finans Varlık Kiralama	9.00	17/04/20	24/01/20			17/04/2020	250.00	17/03/20																												
TRDZKVK42020	Ziraat Katılım Varlık Kiralama		20/04/20	14/01/20			20/04/2020	400.00	19/03/20																												
TRDVVRK42057	Vakıf Varlık Kiralama	8.60	29/04/20	30/01/20			29/04/2020	250.00	17/03/20																												
TRDKTVK42023	Kuveyt Türk Kira Sertifikası	8.50	29/04/20	29/01/20			29/04/2020	75.00	17/03/20	100.000		8.73	0	0																							
TRDBRKT42020	Bereket Varlık Kiraları	9.75	30/04/20	10/01/20			30/04/2020	450.00	19/03/20			1.87																									
TRDZKVK52011	Ziraat Katılım Varlık Kiralama	9.30	06/05/20	29/01/20			06/05/2020	500.00	19/03/20	99.893	1.30	10.45	1	0																							
TRDABVK52013	Aktif Bank Sukuk Varlığı	9.90	08/05/20	31/01/20			08/05/2020	25.00	03/03/20			0.90																									
TRDHVKA52036	Halk Varlık Kiralama	9.40	08/05/20	11/02/20			08/05/2020	200.00	18/03/20			0.95																									
TRDHVKA52010	Halk Varlık Kiralama	10.90	12/05/20	17/12/19			12/05/2020	185.00	19/03/20	99.986	2.81	11.2	0	0																							
TRDBRKT52029	Bereket Varlık Kiraları	9.00	12/05/20	22/01/20			12/05/2020	275.00	19/03/20			1.43																									
TRDVVRK52015	Vakıf Varlık Kiralama	8.75	13/05/20	12/02/20			13/05/2020	360.00	13/03/20																												
TRDKTVK52014	Kuveyt Türk Kira Sertifikası	8.60	13/05/20	12/02/20			13/05/2020	310.00	06/03/20	100.000	0.61	8.85	-1																								
TRDHVKA52028	Halk Varlık Kiralama	11.75	14/05/20	26/12/19			14/05/2020	150.00	18/03/20			2.70																									
TRDTFVK52014	Türkiye Finans Varlık Kiralama	8.80	15/05/20	17/02/20			15/05/2020	150.00	05/03/20	100.000	0.43	9.07	-2																								
TRDKTLM52011	Katılım Varlık Kiralama	13.11	27/05/20	28/05/18	200	4	27/05/2020	200.00	12/03/20	99.996	0.61																										
TRDBRKT52011	Bereket Varlık Kiraları																																				

Özel Sektör Tahvilleri (TL)

İŞ YATIRIM

Rapor Terimleri

Kodu	Enstrüman	Kpn	Vade ↓	İhraç T.	Çıkış Spread	Alış Fiyatı	Bir son. kupon t.	Toplam İhrac	Son İşlem Tarihi	Temiz Fiyat	Birikmiş Faiz	Getiri (%)	FaizΔ Son İki İşgünü			Fiyat Değ.			Hacim Ort.		Spread Bilgisi (bps)				Dur.	Konv.	PVBP * 100
													1G(Δ)	1H(Δ)	3A(Δ)	1G(Δ)	1H(Δ)	3A(Δ)	1H	3A	Son	3A Min.	3A Maks	3A Ort.			
TRFKORT52043	Korteks Mensucat Sar		15/05/20	26/12/19				45.37	18/03/20									0.00	0.00					0.15	0.001	0.15	
TRFODEA52020	Odea Bank A.Ş.		15/05/20	07/02/20				55.25																			
TRFKORT52035	Korteks Mensucat Sar		15/05/20	14/11/19				20.25	11/12/19									0.00	0.00								
TRFFNBK52048	Qnb Finansbank A.Ş.		15/05/20	14/02/20				50.33	26/02/20	97.902		10.29	-12	-12	0.208	0.208	5.10	0.40									
TRFISFN52012	İş Finansal Kiralama /		15/05/20	19/11/19				122.00	25/02/20	97.646		11.48	0		0		0.24	0.02					0.20	0.001	0.21		
TRFEKOF52016	Eko Faktoring A.Ş.		15/05/20	22/01/20				11.83	16/03/20	97.987		13.17					0.64	0.05									
TRFLDFK52022	Lider Faktoring A.Ş.		15/05/20	17/01/20				15.00	18/03/20								0.03	0.00					0.15	0.001	0.15		
TRFDZBK52013	Denizbank A.Ş.		22/05/20	21/02/20				84.00	26/02/20	97.676		10.5					1.53	0.12									
TRFAKDN52011	Akdeniz Faktoring A.Ş.		22/05/20	20/02/20				13.70																			
TRFISFN52020	İş Finansal Kiralama /		22/05/20	27/11/19				97.00	18/03/20	98.079		11.51					0.01	0.00					0.17	0.001	0.17		
TRFSKFK52014	Şeker Finansal Kiralası		22/05/20	13/12/19				16.01	17/12/19	95.150		12.25					0.00	0.00									
TRFSKFK52022	Şeker Finansal Kiralası		22/05/20	29/01/20				30.00	03/02/20	97.030		10.62					0.00	0.00									
TRFISMD52035	İş Yatırım Menkul Değ		22/05/20	24/01/20				24.45	12/03/20								0.00	0.00					0.18	0.001	0.19		
TRFODEA52038	Odea Bank A.Ş.		22/05/20	14/02/20				36.73																			
TRFPHCM52019	Phillipcapital Menkul İ		22/05/20	21/02/20				11.00	04/03/20								0.00	0.00					0.20	0.001	0.20		
TRFAKYB52012	Aktif Yatırım Bankası		27/05/20	29/05/19				91.98	09/12/19								0.04	0.00									
TRFISGY52017	İş Gayrimenkul Yatırım		29/05/20	04/12/19				80.00		97.074		11.45	-31		1.975		1.61	0.13									
TRFDEVR52029	Devir Faktoring		29/05/20	21/02/20				1.80																			
TRFTHAL62032	Türkiye Halk Bankası		02/06/20	24/02/20				53.40																			
TRFEGYO62014	Emlak Konut Gayrimen		03/06/20	18/12/19				150.00	17/03/20	97.801		10.96	0	0	0.194	0.194	0.78	0.16									
TRFNURL62024	Nurol Yatırım Bankası		03/06/20	26/02/20				30.00																			
TRFNURL62032	Nurol Yatırım Bankası		03/06/20	26/02/20				70.00																			
TRFAKDN62010	Akdeniz Faktoring A.Ş.		03/06/20	05/02/20				12.00	07/02/20	96.160		13.48	1		0.131		0.56	0.04									
TRFEKOF62015	Eko Faktoring A.Ş.		05/06/20	05/02/20				15.28																			
TRFSUVY62010	Sümer Varlık Yönetim		05/06/20	05/12/19				10.89																			
TRFSUMF62018	Sümer Faktoring A.Ş.		05/06/20	05/12/19				36.69																			
TRFLDFK62013	Lider Faktoring A.Ş.		05/06/20	24/01/20				15.00	07/02/20	95.793		14.09					0.00	0.00									
TRFKNTF62015	Kent Faktoring A.Ş.		08/06/20	11/02/20				13.25	21/02/20	96.640		12.24					0.01	0.00									
TRFTISB62017	Türkiye İş Bankası A.Ş.		08/06/20	06/02/20				819.63																			
TRFFFKR62015	Qnb Finans Finansal İ		09/06/20	25/12/19				58.06	03/03/20								0.00	0.00					0.25	0.002	0.25		
TRFSKFH62019	Şeker Faktoring Hizm		10/06/20	03/02/20				34.00																			
TRFZORN62035	Zorlu Enerji Elektrik Ü		11/06/20	05/12/19				94.33	13/02/20	95.338		15.77	382		-1.019		0.11	0.01					0.31	0.002	0.30		
TRFZORN62027	Zorlu Enerji Elektrik Ü		11/06/20	18/11/19				43.53	17/03/20	96.752		15.05	250	250	-0.281	-0.28	0.20	0.02									
TRFVKFB62024	Türkiye Vakıflar Bankası		12/06/20	21/02/20				513.48																			
TRFVKFB62016	Türkiye Vakıflar Bankası		12/06/20	10/01/20				95.66																			
TRFLDFK62021	Lider Faktoring A.Ş.		12/06/20	07/02/20				20.50	28/02/20								0.00	0.00					0.26	0.002	0.26		
TRFGDKM62019	Gedik Yatırım Menkul		15/06/20	17/02/20				25.00	20/02/20								0.00	0.00									
TRFTPFC62017	Creditwest Faktoring		16/06/20	17/02/20				34.00	18/03/20								0.14	0.01					0.23	0.002	0.23		
TRFFINF62018	Qnb Finans Faktoring		16/06/20	24/12/19				69.35	13/03/20								0.00	0.00									
TRFSKFK62013	Şeker Finansal Kiralası		17/06/20	21/02/20				43.00	25/02/20	96.852		10.89					0.00	0.00									
TRFTHAL62024	Türkiye Halk Bankası		19/06/20	20/12/19				186.50																			
TRFNURL62016	Nurol Yatırım Bankası		25/06/20	27/06/19				100.00																			
TRFATFK62012	Atılım Faktoring A.Ş.		25/06/20	30/12/19				10.00	24/01/20								0.00	0.00									
TRFHYTE62015	Hayat Varlık Yönetim		26/06/20	30/12/19				53.50	17/03/20	96.206		15	32		0.466		1.41	0.11									
TRFATFK72037	Atılım Faktoring A.Ş.		01/07/20	08/01/20				10.00																			
TRFATFK72011	Atılım Faktoring A.Ş.		02/07/20	03/01/20				10.00																			
TRFTAMF72017	Tam Faktoring A.Ş.		03/07/20	06/01/20				51.00	18/03/20	96.465		13.06	-164		0.443		0.30	0.02					0.27	0.002	0.27		
TRFTERA72019	Tera Menkul Değerler		03/07/20	07/01/20				35.00	18/03/20								1.52	0.23					0.27	0.002	0.27		
TRFTISB72016	Türkiye İş Bankası A.Ş.		06/07/20	14/11/19				992.64	19/03/20								0.05	0.00					0.28	0.002	0.28		
TRFAKYB72010	Aktif Yatırım Bankası		08/07/20	10/07/19				400.00	05/02/20								0.07	0.01									
TRFLDFK72012	Lider Faktoring A.Ş.		10/07/20	10/01/20				20.00																			
TRFSKFK72012	Şeker Finansal Kiralası		10/07/20	17/01/20				18.48	22/01/20	95.063		11.48					0.00	0.00									
TRFISFN72010	İş Finansal Kiralama /		10/07/20	13/01/20				175.00	12/03/20								0.00	0.00					0.31	0.002	0.30		
TRFVKFB72015	Türkiye Vakıflar Bankası		10/07/20	24/01/20				241.26																			
TRFLDFK82011	Lider Faktoring A.Ş.		07/08/20	07/02/20				15.00	02/03/20	95.352		11.62	2		0.164		0.78	0.06					0.41	0.004	0.39		
TRSTISB82018	Türkiye İş Bankası A.Ş.		10/08/20	08/08/19				133.98	15/08/19								0.00	0.00									
TRFULFK82015	Ulusal Faktoring A.Ş.		11/08/20	14/02/20				11.50	18/03/20								0.00	0.00					0.37	0.003	0.36		
TRFDFKT82014	Doruk Faktoring A.Ş.		12/08/20	12/02/20				50.30	19/03/20	95.325		12.71					0.16	0.03					0.37	0.003	0.36		
TRFBVYS82018	Birikim Varlık Yönetim		12/08/20	06/02/20				17.25																			

Özel Sektör Tahvilleri (TL)

İŞ YATIRIM

Rapor Terimleri

Kodu	Enstrüman	Kpn	Vade ↓	İhraç T.	Çıkış Spread	Alış Fiyatı	Bir son. kupon t.	Toplam İhrac	Son İşlem Tarihi	Temiz Fiyat	Birikmiş Faiz	Getiri (%)	Faiz Δ Son İki İşgünü			Fiyat Değ.			Hacim Ort.		Spread Bilgisi (bps)			Dur.	Konv.	PVBP * 100		
													1G(Δ)	1H(Δ)	3A(Δ)	1G(Δ)	1H(Δ)	3A(Δ)	1H	3A	Son	3A Min.	3A Maks				3A Ort.	
Özel Sektör Tahvilleri																												
Özel Sektör Tahvilleri (Kot içi)																												
TRSKCTF32014	Koç Finansman A.Ş.	15.40	23/03/20	26/03/18		2	23/03/2020	100.00	28/02/20		6.79								0.21	0.02					0.05	0.000	0.06	
TRSTTRK42012	Türk Traktör Ve Ziraat	13.00	03/04/20	07/04/17	190	4	03/04/2020	75.00	02/01/20										0.05	0.00					0.04	0.001	0.24	
TRSAREN42018	Arena Faktoring A.Ş.	16.01	10/04/20	13/04/18	475	4	10/04/2020	7.00	09/03/20	100.000	2.63					0			2.31	0.83					0.09	0.000	0.09	
TRSAKBK42015	Akbank T.A.Ş.		15/04/20	04/03/19				125.60	13/03/20										0.00	0.03					0.08	0.000	0.08	
TRSAKYB42016	Aktif Yatırım Bankası		16/04/20	18/04/18				400.00																				
TRSOPAS42010	Opet Petrolcülük A.Ş.	15.60	21/04/20	24/04/18		2	21/04/2020	190.00	18/03/20		6.39								0.37	0.04					0.09	0.000	0.10	
TRSKFTF42016	Koç Fiat Kredi Finansı	15.86	30/04/20	04/05/18		2	30/04/2020	100.00	17/03/20		6.00								0.01	0.03					0.11	0.001	0.12	
TRSDEVA52010	Deva Holding A.Ş.	12.98	04/05/20	07/05/18	325	4	04/05/2020	80.00	19/03/20		1.64								0.00	0.03					0.12	0.000	0.12	
TRSTHAL52010	Türkiye Halk Bankası	23.00	05/05/20	03/05/19		4	01/05/2020	520.00	26/06/19	100.000									0.74	0.06								
TRSVERA52010	Vera Varlık Yönetim A	15.73	06/05/20	07/05/18	550	4	06/05/2020	25.00	19/03/20		1.81								0.08	0.19								
TRSPLDG52014	Palgaz Doğalgaz Dağ	15.36	14/05/20	15/05/18	500	4	14/05/2020	80.00	05/03/20	100.200	0.93				0.2				0.86	0.35							0.19	
TRSVKFB52028	Türkiye Vakıflar Bankası	22.50	22/05/20	17/05/19		4	18/05/2020	2.11																				
TRSKCTY62012	Koçtaş Yapı Marketleri	13.40	11/06/20	15/06/17		2	11/06/2020	50.00	19/06/17	100.000									0.03	0.00								
TRSTISB62010	Türkiye İş Bankası A.Ş.		29/06/20	17/06/19				15.43	10/03/20	96.735		11.53	56			0.238			0.25	0.03					0.29	0.002	0.28	
TRSHYTV72017	Hayat Varlık Yönetim	24.00	02/07/20	06/07/17	550	4	02/04/2020	6.00																				
TRFGLMD72016	Global Yatırım Holding	15.52	06/07/20	08/07/19		4	06/04/2020	20.00	16/03/20										0.21	0.02								
TRSMGTI72011	Migros Ticaret A.Ş.	13.72	16/07/20	19/07/18		4	16/04/2020	75.00	02/01/20	100.000	3.98				0.86				0.38	0.08					0.04	0.000	0.04	
TRSYDAT72010	Yda İnşaat Sanayi Ve	13.73	22/07/20	26/07/16	350	4	22/04/2020	125.00	06/03/20		1.77								0.41	0.09					0.14	0.000	0.12	
TRSORFN72013	Orfin Finansman A.Ş.	13.98	24/07/20	21/07/17		4	22/04/2020	135.00	04/03/20		1.68								0.00	0.31					0.12	0.002	0.13	
TRSKOTN82018	Koton Mağazacılık Te	26.00	12/08/20	05/08/19			04/05/2020	49.75																				
TRADNA92011	Adana Çimento Sanayi		07/09/20	10/09/18	385	4	14/04/2020	75.00	09/03/20	100.000									0.00	0.03								
TRSHYTV92015	Hayat Varlık Yönetim	15.01	11/09/20	15/09/17	475	4	12/06/2020	56.00	05/03/20		4.07								0.00	0.21					0.02	0.000	0.02	
TRSKRSNE2018	Karsan Otomotiv Sanayi	15.32	13/10/20	17/10/17	500	4	14/04/2020	88.00	05/03/20	100.100	2.18								0.69	0.09					0.11	0.000	0.11	
TRSMGTIE2015	Migros Ticaret A.Ş.	14.98	21/10/20	24/10/18	475	4	24/04/2020	46.00	13/03/20		2.22								0.00	0.00								
TRSAKYBE2039	Aktif Yatırım Bankası		23/10/20	26/10/18				399.35	19/12/19										0.02	0.00								
TRSORFNE2019	Orfin Finansman A.Ş.	13.47	30/10/20	27/10/17	360	4	24/04/2020	150.00	11/11/19		0.83								0.89	0.43								
TRISISGYK2014	İş Gayrimenkul Yatırım		13/11/20	23/10/19				50.00	10/03/20	92.811		11.61	-28			0.559			0.11	0.12					0.64	0.007	0.58	
TRSTISBK2016	Türkiye İş Bankası A.Ş.		16/11/20	14/11/19				348.10	08/01/20										0.76	0.06								
TRSKORTK2034	Korteks Mensucat Sar	18.50	16/11/20	14/11/19		12	20/04/2020	26.48																				
TRSKORTK2018	Korteks Mensucat Sar	32.00	16/11/20	20/05/19		2	18/05/2020	8.18																				
TRSKORTK2026	Korteks Mensucat Sar	32.00	16/11/20	01/07/19		2	29/06/2020	2.10																				
TRSHZRFK2016	Huzur Faktoring A.Ş.	18.00	23/11/20	22/11/19		12	26/03/2020	4.32																				
TRISISGYA2016	İş Gayrimenkul Yatırım		11/12/20	03/12/19				68.80	10/03/20	92.000		11.66	-28			0.572			0.82	0.06					0.71	0.008	0.64	
TRSZORNA2035	Zorlu Enerji Elektrik Ü	18.50	16/12/20	05/12/19		12	09/04/2020	24.04	07/01/20										0.09	0.01								
TRSZORNA2019	Zorlu Enerji Elektrik Ü		16/12/20	31/05/19			29/05/2020	5.65																				
TRSZORNA2027	Zorlu Enerji Elektrik Ü		16/12/20	14/06/19		2	12/06/2020	1.80	21/08/19										0.00	0.00								
TRSHKTA2014	Hektaş Ticaret A.Ş.	13.60	18/12/20	21/12/18		4	20/06/2020	38.00	19/03/20	100.000									0	0.00	0.02							
TRSFNBK12110	Qnb Finansbank A.Ş.		08/01/21	03/01/20		4	03/04/2020	99.04	08/01/20	100.385						0.404			8.58	0.67								
TRSBOLU12115	Bolu Çimento Sanayi	13.13	11/01/21	14/01/19		4	14/04/2020	50.00	04/03/20		1.80								0.05	0.04					0.12	0.000	0.11	
TRSKORT12115	Korteks Mensucat Sar	30.00	20/01/21	26/07/19		4	22/04/2020	9.32	02/08/19	100.575									0.01	0.00								
TRSZORN12124	Zorlu Enerji Elektrik Ü	16.10	20/01/21	20/09/19		4	20/06/2020	12.18																				
TRSZORN12116	Zorlu Enerji Elektrik Ü	30.00	20/01/21	24/07/19		4	22/04/2020	24.31	11/03/20	105.000	4.11					-5			0.28	0.02							0.12	
TRSTPRS12115	Tüpraş-Türkiye Petrol	11.10	22/01/21	25/01/19		4	24/04/2020	250.00	19/03/20		1.67								1.59	0.30					0.10	0.000	0.10	
TRISISGY12113	İş Gayrimenkul Yatırım	12.23	25/01/21	28/01/19		4	27/04/2020	100.00	18/03/20		1.74								0.26	0.06							0.11	
TRSAKYB12118	Aktif Yatırım Bankası		29/01/21	01/02/19				300.00																				
TRSAKBK12117	Akbank T.A.Ş.		29/01/21	09/10/19				150.00	13/03/20										0.12	0.04								
TRSTPRS22114	Tüpraş-Türkiye Petrol	14.66	05/02/21	08/02/19		4	08/05/2020	400.00	19/03/20		1.69								0.58	0.27					0.20	0.001	0.13	
TR SARCL22117	Arçelik A.Ş.	14.28	12/02/21	15/02/19		4	15/05/2020	500.00	18/03/20		1.33								1.43	0.31					0.19	0.001	0.15	
TRSOPAS22111	Opet Petrolcülük A.Ş.	12.92	18/02/21	22/02/18		4	21/05/2020	75.00	04/03/20		0.50								0.25	0.11								
TRSOPAS22129	Opet Petrolcülük A.Ş.	11.21	19/02/21	22/02/19		4	22/05/2020	250.00	13/03/20		0.74								1.24	0.20							0.18	
TRSENARJ22110	Enerjisa Elektrik Dağıtım	4.75	23/02/21																									

Özel Sektör Tahvilleri (TL)

İŞ YATIRIM

Rapor Terimleri

Kodu	Enstrüman	Kpn	Vade ↓	İhraç T.	Çıkış Spread	Alış Fiyatı	Bir son. kupon t.	Toplam İhrac	Son İşlem Tarihi	Temiz Fiyat	Birikmiş Faiz	Getiri (%)	Faiz Δ Son İki İşgünü			Fiyat Değ.			Hacim Ort.		Spread Bilgisi (bps)			Dur.	Konv.	PVBP * 100			
													1G(Δ)	1H(Δ)	3A(Δ)	1G(Δ)	1H(Δ)	3A(Δ)	1H	3A	Son	3A Min.	3A Maks				3A Ort.		
TRSYKBK32115	Yapı Ve Kredi Bankası		11/03/21	13/02/20				286.45	17/03/20									0.57	0.04										
TRSOTKO32110	Otokoç Otomotiv Tic	11.17	15/03/21	18/03/19				300.00	18/03/20		0.09							0.00	0.03							0.25	0.001	0.25	
TRSCMSA32112	Çimsa Çimento Sanay	10.45	18/03/21	21/03/19				150.00	19/03/20		0.03							0.15	0.15							0.02	0.000	0.24	
TRISISGY32111	İş Gayrimenkul Yatırım	13.96	23/03/21	27/03/18	250	4	24/03/2020	100.00	06/03/20	101.500	2.91			1.591				0.96	0.09							0.10	0.010	0.04	
TRSTBTF32116	Teb Finansman A.Ş.	11.72	26/03/21	27/09/19		4	27/03/2020	53.10	29/01/20	100.000								0.09	0.03										
TRSGGLMD42111	Global Yatırım Holding	15.50	06/04/21	10/01/20			10/04/2020	125.38	19/03/20									4.84	0.41										
TRSAKKBK42114	Akbank T.A.Ş.		08/04/21	18/12/19				503.94	13/03/20									0.00	0.00										
TRSEVA52119	Deva Holding A.Ş.	13.23	04/05/21	07/05/18	350	4	04/05/2020	65.00	02/03/20	100.000	1.05			0				0.10	0.14										
TRSKORT52111	Korteks Mensucat Sar	19.00	07/05/21	14/11/19		4	14/05/2020	11.24	21/02/20	100.000	0.57							0.09	0.01										
TRSERGL52117	Ereğli Demir Çelik Fal	10.69	28/05/21	31/05/19		4	29/05/2020	550.00	18/03/20	100.000				0	0			2.21	0.72					0.19	0.001	0.19			
TRSZORN62111	Zorlu Enerji Elektrik Ü	19.00	03/06/21	05/12/19		4	04/06/2020	14.60	12/03/20	100.000	0.42			0				0.05	0.00										
TRSHYTV62117	Hayat Varlık Yönetim	15.01	09/06/21	13/06/18	475	4	10/06/2020	31.00	06/03/20		4.32							0.00	0.08					0.01	0.000	0.01			
TRSKFTF62113	Koç Fiat Kredi Finansı		10/06/21	13/06/19		4	11/06/2020	90.00	13/03/20									0.03	0.06										
TRSKCTF62110	Koç Finansman A.Ş.	11.07	14/06/21	17/06/19		4	15/06/2020	70.00	26/02/20		2.67							0.03	0.05										
TRSKALE62114	Kaleseramik	14.16	17/06/21	21/06/18		4	18/06/2020	50.00	04/03/20		3.16							0.12	0.03										
TRASLNL62118	Aslan Çimento A.Ş.	11.95	18/06/21	21/06/19		4	20/06/2020	130.00	27/12/19		0.33							0.01	0.03									0.22	
TRSAYGZ62110	Aygaz A.Ş.	11.75	18/06/21	21/06/19		4	20/06/2020	90.00	10/12/19		3.65							0.24	0.05										
TRSTATK62115	Tat Gıda Sanayi A.Ş.	11.67	23/06/21	26/06/19		4	25/03/2020	70.00	25/02/20		2.01							0.00	0.01										
TRSBOLU72119	Bolu Çimento Sanayi	11.82	05/07/21	08/07/19		4	06/04/2020	116.00	11/03/20		2.14							0.12	0.02					0.07	0.000	0.07			
TRSSRTN72114	Sarten Ambalaj Sanay	14.28	09/07/21	12/07/19		4	10/04/2020	50.00	04/02/20	100.000	1.02							0.73	0.06										
TRSKCTF72127	Koç Finansman A.Ş.	4.26	14/07/21	17/07/19		4	15/04/2020	100.00	02/12/19		2.24							0.00	0.00										
TRSMGTI72110	Migros Ticaret A.Ş.	14.84	14/07/21	19/07/18		4	16/04/2020	75.00	13/02/20		1.18							0.01	0.01										
TRRARCL72112	Arçelik A.Ş.	10.73	16/07/21	24/07/19		4	22/04/2020	500.00	19/03/20		1.71							0.22	0.31					0.14	0.012	0.09			
TRSDOGH72112	Doğuş Holding A.Ş.	13.98	26/07/21	31/07/17	375	4	27/04/2020	350.00	25/02/20	98.466	1.15			1.466				0.12	0.49					0.16	0.001	0.17			
TRSOTKO72116	Otokoç Otomotiv Tic	10.83	30/07/21	02/08/19		4	04/05/2020	200.00	13/02/20	100.000	0.42							0.31	0.03										
TRSAYGZ82118	Aygaz A.Ş.	10.78	04/08/21	07/08/19		4	06/05/2020	80.00	05/12/19		1.19							0.02	0.00										
TRSALNF82113	Alternatif Bank A.Ş.		26/08/21	29/08/19		4	28/11/2019	50.00	21/02/20	103.230				0.27	0.588			0.01	0.41										
TRSAIGY92113	Akiş Gayrimenkul Yatı	13.25	08/09/21	11/09/19		4	10/06/2020	100.00	17/03/20									0.05	0.02										
TRSORFN92110	Orfin Finansman A.Ş.	14.78	10/09/21	07/09/18		4	05/06/2020	30.00	15/01/20		1.74							0.87	0.13										
TRSENSAE2114	Enerjisa Enerji A.Ş.	4.75	15/10/21	20/10/17	475	2	17/04/2020	100.00	06/02/20		1.46							0.08	0.04					1.73	0.045	1.12			
TRSTHALK2114	Türkiye Halk Bankası		03/11/21	06/11/19		4	06/05/2020	605.00		101.500				0				1.37	0.11										
TRSAENK2117	Arena Faktoring A.Ş.	14.85	05/11/21	08/11/19		4	08/05/2020	10.00	09/03/20	100.000	1.30			0				1.59	0.52									0.16	
TRUSAKK2119	Uşak Seramik Sanayii	17.96	10/11/21	14/11/19		12	13/04/2020	30.00	26/11/19	100.000								0.01	0.00										
TRSAKFHK2111	Akfen Holding A.Ş.	12.93	17/11/21	20/11/19		4	20/05/2020	200.00	18/03/20		1.03							0.00	0.04					0.17	0.001	0.17			
TRSNHOLA2116	Nurol Holding A.Ş.	33.00	20/12/21	24/12/18		4	23/03/2020	120.00																					
TRSMGTIA2118	Migros Ticaret A.Ş.	13.02	20/12/21	23/12/19		4	23/03/2020	200.00	18/03/20		3.10							0.02	0.01					0.04	0.000	0.01			
TRSNHOLA2124	Nurol Holding A.Ş.	33.00	23/12/21	27/12/18		4	26/03/2020	180.00																					
TRSAENA2127	Arena Faktoring A.Ş.	16.38	23/12/21	26/12/19		4	26/03/2020	25.00	09/01/20									0.93	0.07										
TRSAKFH22212	Akfen Holding A.Ş.	13.00	04/02/22	07/02/20		4	08/05/2020	150.00	17/03/20	99.800				-0.2				0.59	0.05										
TRSTISB22212	Türkiye İş Bankası A.Ş.		07/02/22	10/02/20		4	11/05/2020	1,050.00	17/03/20									2.02	0.16										
TRSYDAT32212	Yda İnşaat Sanayi Ve	14.77	16/03/22	15/12/17	375	4	17/06/2020	190.00	19/03/20	100.000	0.08			0				0.06	0.26					0.02	0.000	0.24			
TRSENSA72211	Enerjisa Enerji A.Ş.	5.00	26/07/22	01/08/17	500	2	28/07/2020	335.00	05/03/20		0.52							0.40	0.59					-779	-522	-656			
TRSERYPK2216	Eryap Mühendislik İnş		17/11/22	21/11/19				125.00																					
TRSERYPK2224	Eryap Mühendislik İnş		30/11/22	04/12/19				125.00																					
TRSERYP12313	Eryap Mühendislik İnş	14.44	11/01/23	15/01/20		2	16/07/2020	75.00																					
TRSENSA32314	Enerjisa Enerji A.Ş.	5.00	30/03/23	05/04/18	500	2	02/04/2020	162.00	19/03/20		2.32							0.60	0.35					-644	-525	-585	2.76	0.104	1.86
TRSTHAL92446	Türkiye Halk Bankası		13/09/24	20/09/19		4	20/03/2020	130.00	17/02/20	101.023								0.43	0.03										

Özel Sektör Tahvilleri (TL)

İŞ YATIRIM

Rapor Terimleri

Kodu	Enstrüman	Kpn	Vade ↓	İhraç T.	Çıkış Spread	Alış Fiyatı	Bir son. kupon t.	Toplam İhrac	Son İşlem Tarihi	Temiz Fiyat	Birikmiş Faiz	Getiri (%)	FaizΔ Son İki İşgünü			Fiyat Değ.			Hacim Ort.		Spread Bilgisi (bps)			Dur.	Konv.	PVBP * 100		
													1G(Δ)	1H(Δ)	3A(Δ)	1G(Δ)	1H(Δ)	3A(Δ)	1H	3A	Son	3A Min.	3A Maks				3A Ort.	
Banka Bonoları (Kot içi)																												
VDMK (Kot içi)																												
TRPAK2E32019	Aktif Yatırım Bankası		31/03/20	16/10/19				25.65	01/11/19										0.00	0.00								
TRPAK5F42018	Aktif Yatırım Bankası		24/04/20	18/07/19				12.20	04/10/19										0.00	0.00								
TRPAKT852010	Aktif Yatırım Bankası		29/05/20	08/12/17				32.75																				
TRPAK9E52012	Aktif Yatırım Bankası		29/05/20	19/03/18				18.40																				
TRPAK5F52017	Aktif Yatırım Bankası		29/05/20	15/09/17				8.30																				
TRPAKT262012	Aktif Yatırım Bankası		16/06/20	25/12/19				32.25	03/03/20										0.00	0.00				0.27	0.002	0.27		
TRPAK1062013	Aktif Yatırım Bankası		19/06/20	20/09/18				20.35																				
TRPAK2E62016	Aktif Yatırım Bankası		30/06/20	16/10/19				24.50	18/10/19	89.967		16.27	0		0.035			1.11	0.09									
TRPDUAV82019	Ünlü Menkul Değerler		14/08/20	22/11/19				4.00	31/01/20	100.000		18.1	-15		0			0.00	0.00				0.50	0.005	0.54			
TRPAK5F82014	Aktif Yatırım Bankası		27/08/20	15/09/17				6.65																				
TRPAK9E82019	Aktif Yatırım Bankası		31/08/20	19/03/18				18.25																				
TRPAKT882017	Aktif Yatırım Bankası		31/08/20	08/12/17				32.60																				
TRPDUAV92018	Ünlü Menkul Değerler		15/09/20	22/11/19				6.00	31/01/20	100.000		17.96	-15		0			0.00	0.00				0.59	0.006	0.63			
TRPAK1092010	Aktif Yatırım Bankası		18/09/20	20/09/18				18.60																				
TRPAKT292019	Aktif Yatırım Bankası		23/09/20	25/12/19				20.05	19/03/20										0.00	0.00				0.49	0.005	0.46		
TRPAK2E92013	Aktif Yatırım Bankası		30/09/20	16/10/19				22.40	18/10/19	86.621		16.26							0.99	0.08								
TRPAKT8K2017	Aktif Yatırım Bankası		30/11/20	08/12/17				31.65																				
TRPAK9EK2011	Aktif Yatırım Bankası		30/11/20	19/03/18				18.00																				
TRPAK10A2011	Aktif Yatırım Bankası		18/12/20	20/09/18				17.60																				
TRPAK5FA2016	Aktif Yatırım Bankası		29/12/20	15/09/17				6.85																				
TRPAK2EA2010	Aktif Yatırım Bankası		30/12/20	16/10/19				19.70																				
TRPAK9E22114	Aktif Yatırım Bankası		26/02/21	19/03/18				16.10																				
TRPAKT822112	Aktif Yatırım Bankası		26/02/21	08/12/17				29.60																				
TRPAK1032115	Aktif Yatırım Bankası		19/03/21	20/09/18				16.60																				
TRPAK2E32118	Aktif Yatırım Bankası		31/03/21	16/10/19				18.05																				
TRPAKT852119	Aktif Yatırım Bankası		31/05/21	08/12/17				23.85																				
TRPAK9E52111	Aktif Yatırım Bankası		31/05/21	19/03/18				13.30																				
TRPAK1062112	Aktif Yatırım Bankası		18/06/21	20/09/18				14.00																				
TRPAK2E62115	Aktif Yatırım Bankası		30/06/21	16/10/19				13.70	19/03/20										0.00	0.00				1.19	0.020	0.86		
TRPAK1092119	Aktif Yatırım Bankası		17/09/21	20/09/18				10.75																				
TRPAK9E92117	Aktif Yatırım Bankası		24/09/21	19/03/18				9.15																				
TRPAK2E92112	Aktif Yatırım Bankası		30/09/21	16/10/19				7.80																				
TRPAKT8E2114	Aktif Yatırım Bankası		26/10/21	08/12/17				17.25																				
TRPAK2EK2117	Aktif Yatırım Bankası		30/11/21	16/10/19				1.10	19/03/20										0.00	0.00				1.64	0.035	0.55		
TRPAK10A2110	Aktif Yatırım Bankası		17/12/21	20/09/18				8.75																				
TRPAK1032214	Aktif Yatırım Bankası		18/03/22	20/09/18				7.30																				
TRPAK1132212	Aktif Yatırım Bankası	21.50	22/03/22	19/03/19		4	19/06/2020	225.00																				
TRPAK1082219	Aktif Yatırım Bankası		02/08/22	20/09/18				5.55																				
TRPKYVFA2318	T.K.Y.B Varlık Finansı	16.99	07/12/23	07/12/18		4	07/06/2020	3,150.00	13/03/20			0.42						12.01	1.01				2.73	0.100	3.22			
TRPTYV232410	T.K.Y.B Varlık Finansı	16.75	15/03/24	15/03/19		4	15/06/2020	1,000.00	20/01/20	118.408		1.68			1.732			1.54	0.23									

Banka Bonoları (Kot içi kuponlu)

Finansman Bonoları

Özel Sektör Tahvilleri (TL)

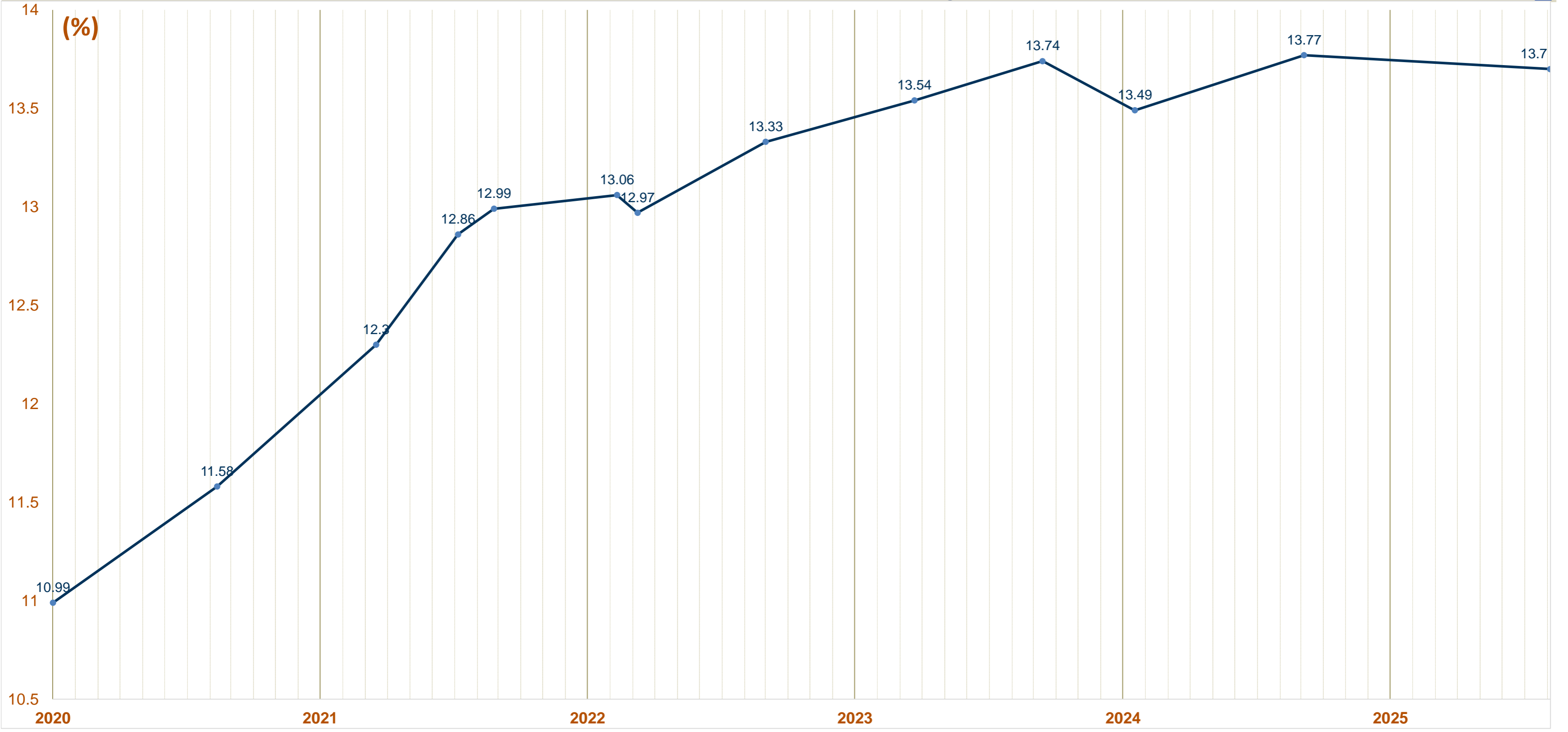
İŞ YATIRIM \$

[Rapor Terimleri](#)

Kodu	Enstrüman	Kpn	Vade ↓	İhraç T.	Çıkış Spread	Alış Fiyatı	Bir son. kupon t.	Toplam İhrac	Son İşlem Tarihi	Temiz Fiyat	Birikmiş Faiz	Getiri (%)	FaizΔ Son İki İşgünü			Fiyat Değ.			Hacim Ort.		Spread Bilgisi (bps)				Dur.	Konv.	PVBP * 100
													1G(Δ)	1H(Δ)	3A(Δ)	1G(Δ)	1H(Δ)	3A(Δ)	1H	3A	Son	3A Min.	3A Maks	3A Ort.			

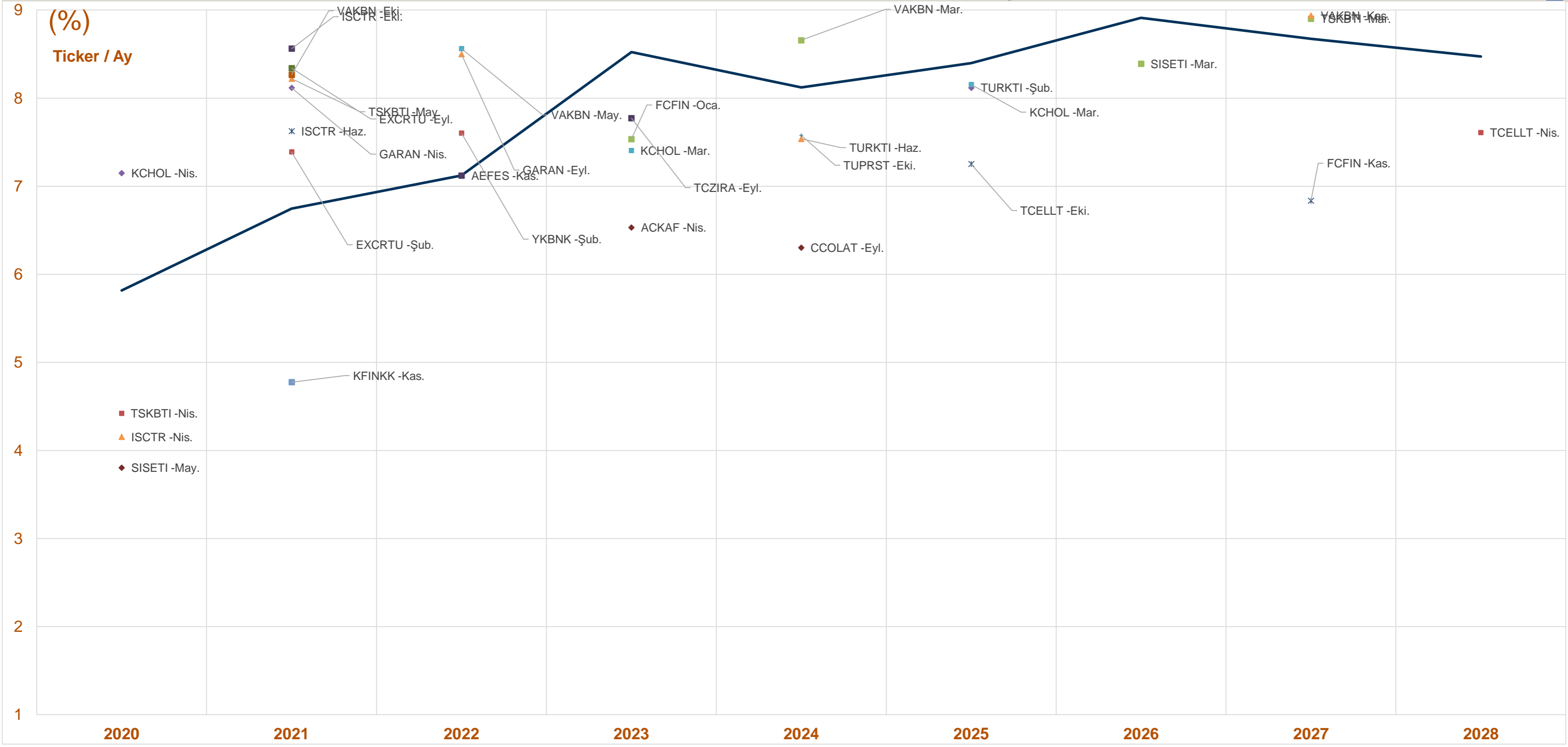
Devlet İ Borlanma Senetleri Verim Eđrisi

İŐ YATIRIM



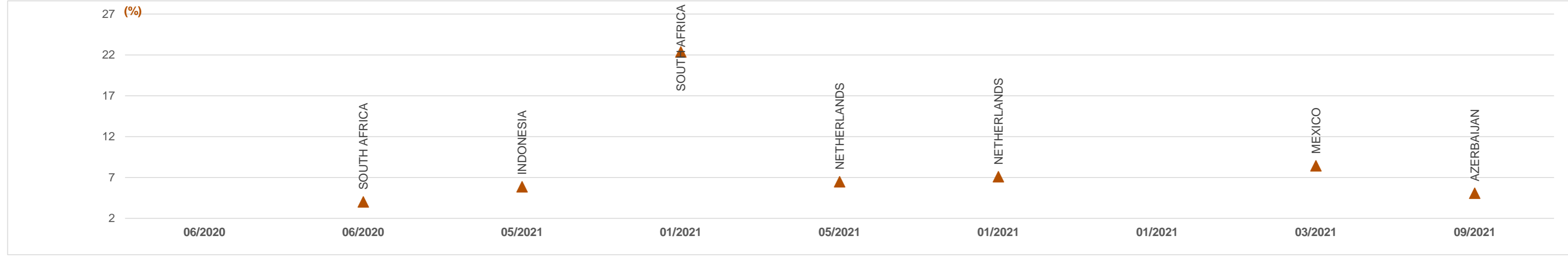
Devlet ve Özel Sektör Türk Eurobondları Verim Eğrisi

İŞ YATIRIM

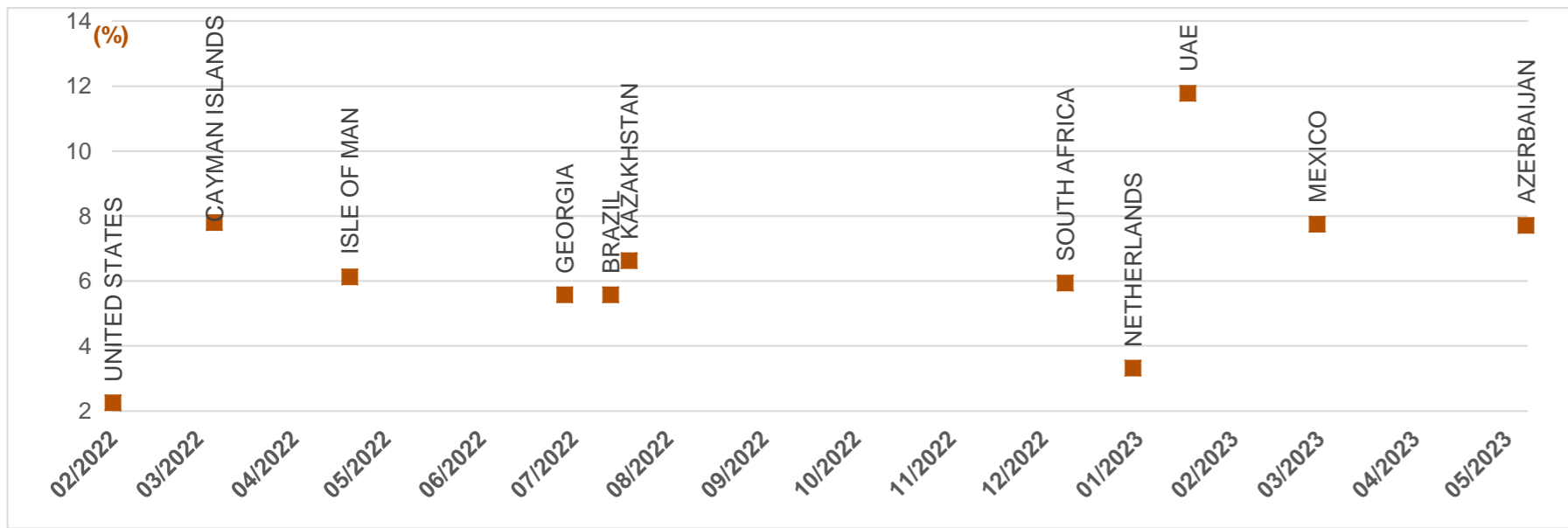


Yurtdışı Devlet ve Özel Sektör Eurotahvilleri

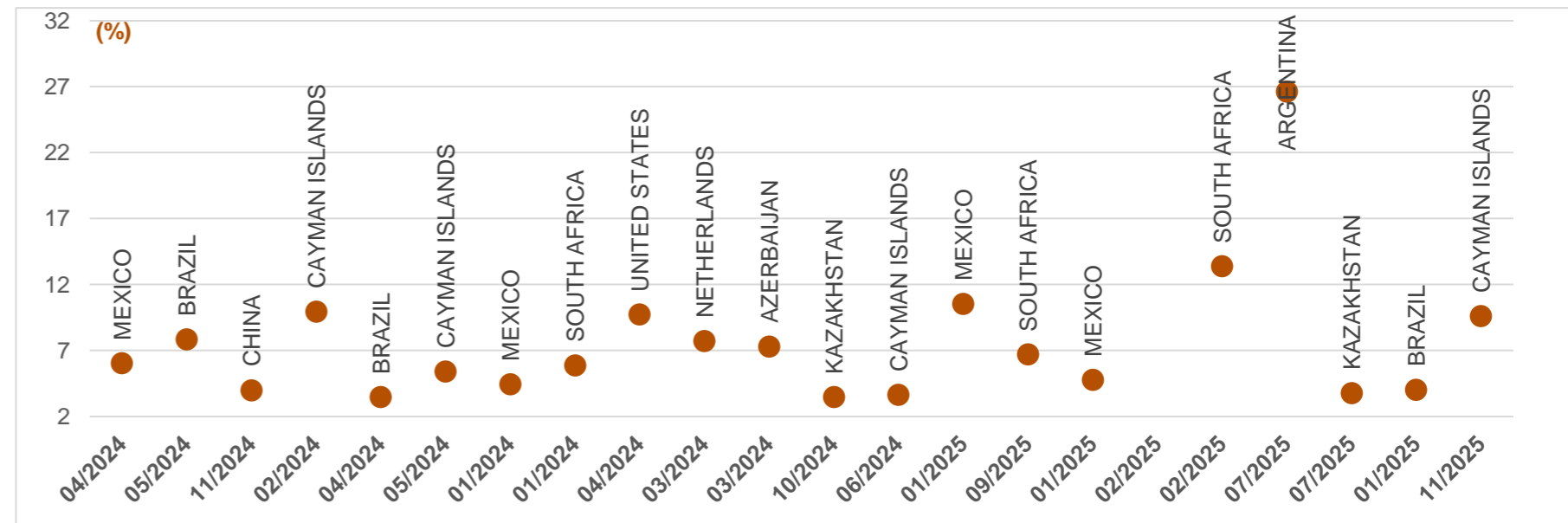
2020-2021 Yılları Eurobond



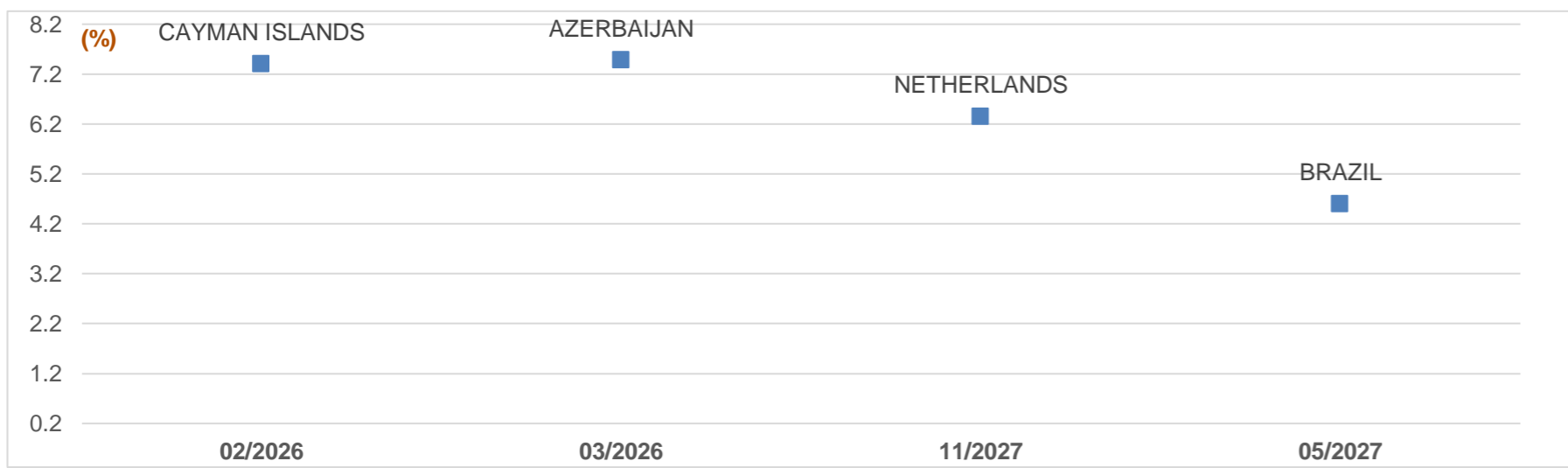
2022-2023 Yılları Eurobond



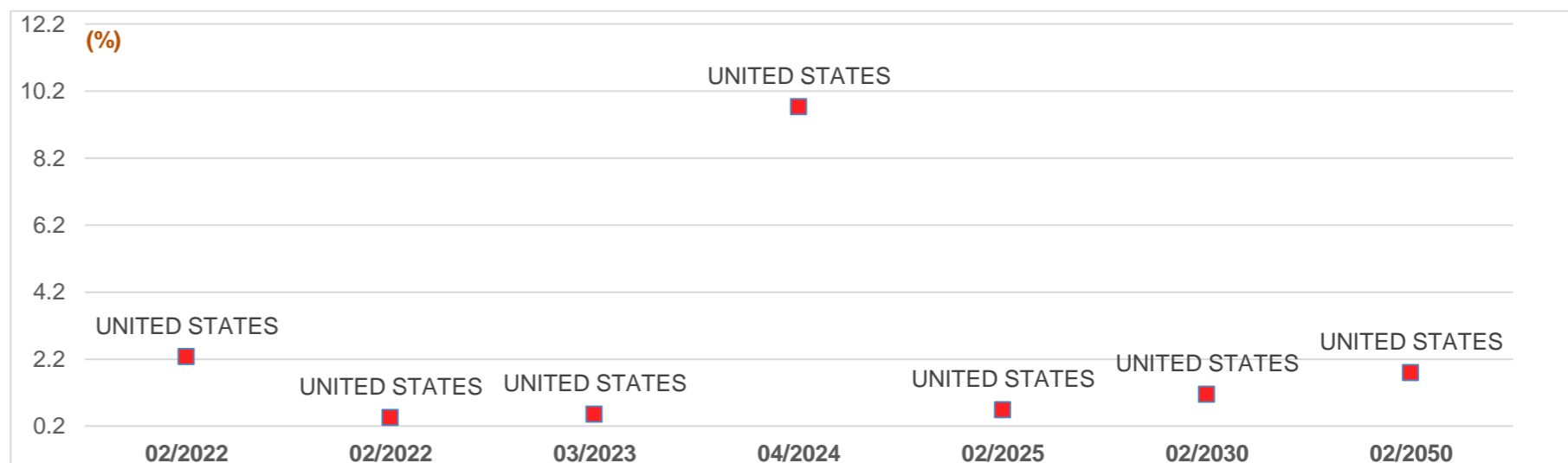
2024-2025 Yılları Eurobond



2026-2027 Yılları Eurobond



ABD Tahvilleri



Kredi Notları -Türk ve Yurtdışı Devlet ve Özel Sektör Eurotahvilleri

İŞ YATIRIM

Rapor Terimlerini Açıklayıcı Doküman

Ülke ve Şirket Görünüm & Notları		Vade ↑	Kur	Getiri (%)	Moody's			Fitch			S&P		
ISIN	Ticker				Rating	Uzun Dönem YP	Görünüm	Rating	Uzun Dönem YP	Görünüm	Rating	Uzun Dönem YP	Görünüm
TURKEY													
XS1219733752	TSKBTI 5.125 20	04/2020	USD	4.42	B3					STABLE			
US49989AAA79	KCHOL 3.5 20	04/2020	USD	8.107	B1					BB-	BB-	STABLE	
XS0922615819	KCHOL 3.5 20	04/2020	USD	7.147	B1					BB-	BB-	STABLE	
XS1121459074	ISCTR 5 20	04/2020	USD	4.155	B3					NEG	B+	NEG	
XS1132450427	YASARH 8.875 20	05/2020	USD	0.12	WR					NEG			
US90016AAA88	SİSETI 4.25 20	05/2020	USD	5.85	B1					NEG	BB-	STABLE	
XS0927634807	SİSETI 4.25 20	05/2020	USD	3.804	B1					NEG	BB-	STABLE	
XS0503454166	TURKEY 5.125 20	05/2020	EUR	4.344	B1					NEG	BB-	STABLE	
US900123AX87	TURKEY 7 20	06/2020	USD	5.816	B1					NEG	BB-	STABLE	
XS0957598070	MERSIN 5.875 20	08/2020	USD	-95.229	WR					NEG	WD	NEG	
JP579200CHQ8	TURKEY 1.81 20	12/2020	JPY	0.888	B1					NEG	BB-	STABLE	
JP579200EHQ4	TURKEY 1.81 20	12/2020	JPY	0.828	B1					NEG	BB-	STABLE	
JP579200BHQ0	TURKEY 1.81 20	12/2020	JPY	0.861	B1					NEG	BB-	STABLE	
JP579200DHQ6	TURKEY 1.81 20	12/2020	JPY	0.902	B1					NEG	BB-	STABLE	
JP579200GHQ9	TURKEY 1.81 20	12/2020	JPY	0.828	B1					NEG	BB-	STABLE	
JP579200FHQ1	TURKEY 1.81 20	12/2020	JPY	0.84	B1					NEG	BB-	STABLE	
JP579200JHQ3	TURKEY 1.81 20	12/2020	JPY	0.828	B1					NEG	BB-	STABLE	
JP579200AHQ2	TURKEY 1.81 20	12/2020	JPY	0.718	B1					NEG	BB-	STABLE	
JP579200KHQ1	TURKEY 1.81 20	12/2020	JPY	0.825	B1					NEG	BB-	STABLE	
XS1345632811	EXCRTU 5.375 21	02/2021	USD	7.388	B2					NEG	B+	STABLE	
XS1188073081	HALKBK 4.75 21	02/2021	USD	10.328	B3u					NEG	B+ *		
JP579200ABF8	TURKEY 1.87 21	03/2021	JPY	0.543	B1					NEG	WD	NEG	
US900123BH29	TURKEY 5.625 21	03/2021	USD	6.745	B1					NEG	BB-	STABLE	
USM8931TAA71	GARAN 6.25 21	04/2021	USD	8.116	B2					NEG	B+	STABLE	
XS1223394914	TCZIRA 4.75 21	04/2021	USD	9.102	B2					NEG	B+	STABLE	
XS1403416222	VAKBN 2.375 21	05/2021	EUR	4.608	Ba2	WR				NEG		STABLE	
XS1412393172	TSKBTI 4.875 21	05/2021	USD	8.221	B3					NEG	B+	STABLE	
XS1303467077	TURKSK 4.251 21	06/2021	USD	6.608	B1					NEG	BB-	STABLE	
XS1079527211	ISCTR 5 21	06/2021	USD	7.624	B3					NEG	B+	NEG	
XS1439838548	HALKBK 5 21	07/2021	USD	10.099	B3u					NEG	B+ *		
XS1109959467	ACKAF 3.875 21	09/2021	EUR	5.007	B2					NEG	BB+	BB+	
XS1028943089	EXCRTU 5 21	09/2021	USD	8.34	B2					NEG	B+	STABLE	
XS1390320981	ISCTR 5.375 21	10/2021	USD	8.351	B3					NEG	B+	NEG	
US900151AH41	ISCTR 5.375 21	10/2021	USD	8.56	B3					NEG	B+	NEG	
XS1508914691	VAKBN 5.5 21	10/2021	USD	8.264	B2	WR				NEG	B+	STABLE	
XS1505149325	KFINKK 5.136 21	11/2021	USD	4.774	B1					NEG	BB-	STABLE	
XS0993155398	TURKEY 4.35 21	11/2021	EUR	4.526	B1					NEG	BB-	STABLE	
XS1132825099	GLYHO 8.125 21	11/2021	USD	52.153	Caa1					NEG	B+ *		
XS1816199373	TURKSK 5.8 22	02/2022	USD	7.214	B1					NEG	BB-	STABLE	
XS1571399754	YKBNK 5.75 22	02/2022	USD	7.602	B2					NEG	B+	NEG	
JP579200ACF6	TURKEY 1.47 22	03/2022	JPY	0.66	NR	B1				NEG	NR	STABLE	
US900123BY51	TURKEY 5.125 22	03/2022	USD	7.112	B1					NEG	BB-	STABLE	
XS1508390090	ISCTR 5.5 22	04/2022	USD	9.007	B3					NEG	B+	NEG	
XS1605397394	TCZIRA 5.125 22	05/2022	USD	10.135	B2					NEG	B+	STABLE	
XS1613091500	QNBFB 4.875 22	05/2022	USD	9.075	B1					NEG	B+	STABLE	
XS1622626379	VAKBN 5.625 22	05/2022	USD	8.561	B2	WR				NEG	B+	STABLE	
USM8931TAF68	GARAN 5.25 22	09/2022	USD	8.499	B2					NEG	B+	STABLE	
XS1684378208	EXCRTU 4.25 22	09/2022	USD	9.767	B2	B2				NEG	B+	STABLE	
US900123BZZ7	TURKEY 6.25 22	09/2022	USD	7.846	B1	B1				NEG	BB-	STABLE	
USM0376YAK49	AKBNK 5 22	10/2022	USD	9.416	B2					NEG	B+	STABLE	
XS0847042024	ISCTR 6 22	10/2022	USD	10.228	Caa2					NEG	B	NEG	
XS0848940523	AEFES 3.375 22	11/2022	USD	7.118	B1u	WR				NEG	B	STABLE	
US032523AA09	AEFES 3.375 22	11/2022	USD	7.231	B1u					NEG	B	STABLE	
XS0861979440	YKBNK 5.5 22	12/2022	USD	10.628	Caa1					NEG	B	STABLE	
XS1750996206	TSKBTI 5.5 23	01/2023	USD	9.875	B3					NEG	B+	STABLE	
XS1711581337	FCFIN 6 23	01/2023	USD	7.533	B2					NEG	B+	STABLE	
XS1747548532	PETKM 5.875 23	01/2023	USD	11.63	B2					NEG	B	STABLE	
XS1760780731	VAKBN 5.75 23	01/2023	USD	9.603	B2	WR				NEG	B+	STABLE	
XS1379145656	KCHOL 5.25 23	03/2023	USD	7.406	B1					NEG	B+	STABLE	
XS1788516679	YKBNK 6.1 23	03/2023	USD	9.049	B2					NEG	B+	STABLE	
US1576037284	GARAN 5.875 23	03/2023	USD	9.247	B2					NEG	B+	STABLE	
US900123CA66	TURKEY 3.25 23	03/2023	USD	7.969	B1	B1				NEG	BB-	STABLE	
US0910932788	ACKAF 5 23	04/2023	USD	6.53	B3					NEG	BB+	BB+	
US03938HAA14	ACKAF 5 23	04/2023	USD	6.613	B3					NEG	BB+	BB+	
XS1586385178	TURKSK 5.004 23	04/2023	USD	7.393	B1					NEG	BB-	STABLE	
XS1057340009	TURKEY 4.125 23	04/2023	EUR	5.676	B1	B1				NEG	BB-	STABLE	
XS1807502668	RGYAST 7.25 23	04/2023	USD	11.356	B2					NEG	BB-	STABLE	
XS1691349010	TCZIRA 5.125 23	09/2023	USD	7.773	B2					NEG	B+	STABLE	
XS1496463297	EXCRTU 5.375 23	10/2023	USD	10.009	B2	B2				NEG	B+	STABLE	
XS1003016018	ISCTR 7.85 23	12/2023	USD	10.115	Caa3					NEG	B	NEG	
US900123CR91	TURKEY 7.25 23	12/2023	USD	8.521	B1	B1				NEG	BB-	STABLE	
XS1917720911	EXCRTU 8.25 24	01/2024	USD	10.352	B2	B2				NEG	B+	STABLE	
US900123CF53	TURKEY 5.75 24	03/2024	USD	8.122	B1	B1				NEG	BB-	STABLE	
XS1970705628	VAKBN 8.125 24	03/2024	USD	8.657	B2	WR				NEG	B+	STABLE	
XS1578203462	ISCTR 6.125 24	04/2024	USD	9.67	B3					NEG	B+	NEG	
XS1814962582	EXCRTU 6.125 24	05/2024	USD	10.977	B2	B2				NEG	B+	STABLE	
XS1028951264	TURKTI 4.875 24	06/2024	USD	7.538	B1					NEG	BB-	STABLE	
XS1634372954	YKBNK 5.85 24	06/2024	USD	9.235	B2					NEG	B+	STABLE	
US900123CV04	TURKEY 6.35 24	08/2024	USD	8.198	B1	B1				NEG	BB-	STABLE	
XS1959391019	QNBFB 6.875 24	09/2024	USD	9.408	B1					NEG	B+	STABLE	
XS1577950402	CCOLAT 4.215 24	09/2024	USD	6.302	B1					NEG	BB-	STABLE	
JP579200AEM8	TURKEY 1.05 24	09/2024	JPY	1.131	B1					NEG	BB-	STABLE	
US984848AM39	YKBNK 8.25 24	10/2024	USD	9.088	B2					NEG	B+	STABLE	
XS1958649854	YKBNK 8.25 24	10/2024	USD	9.142	B2					NEG	B+	STABLE	
XS1686704948	TUPRST 4.5 24	10/2024	USD	5.777	B1					NEG	BB-	STABLE	
US900123CW86	TURKEY 5.6 24	11/2024	USD	8.467	B1	B1				NEG	BB-	STABLE	
XS1141043296	TURKSK 4.489 24	11/2024	USD	7.697	B1					NEG	BB-	STABLE	
XS2100270508	TSKBTI 6 25	01/2025	USD	9.698	B3					NEG	B+	STABLE	
US900123AW05	TURKEY 7.375 25	02/2025	USD	8.396	B1	B1				NEG	BB-	STABLE	
XS2112797290	VAKBN 5.25 25	02/2025	USD	9.908	B2	WR				NEG	B+	STABLE	
XS1955059420	TURKTI 6.875 25	02/2025	USD	8.116	B1					NEG	BB-	STABLE	
XS1961766596	KCHOL 6.5 25	03/2025	USD	8.154	B1					NEG	B	STABLE	
US900123CX69	TURKEY 4.25 25	03/2025	USD	8.488	B1	B1				NEG	BB-	STABLE	
XS1210422074	AKBNK 5.125 25	03/2025	USD	10.056	B2					NEG	B+	STABLE	
XS1843443356	TURKEY 4.625 25	03/2025	EUR	6.449	B1	B1				NEG	BB-	STABLE	
XS1629918415	TURKEY 3.25 25	06/2025	EUR	6.521	B1	B1				NEG	BB-	STABLE	
XS1298711729	TELLT 5.75 25	10/2025	USD	7.25	B1u					NEG	BB-	STABLE	
XS1909184753	TURKEY 5.2 26	02/2026	EUR	7.004	B1	B1				NEG	BB-	STABLE	
XS1376681067	YKBNK 8.5 26	03/2026	USD	9.79	Caa2					NEG	B	NEG	
XS1961010987	SİSETI 6.95 26	03/2026	USD	8.39	B1					NEG	BB-	STABLE	
US900123CJ75	TURKEY 4.25 26	04/2026	USD	8.475	B1	B1				NEG	BB-	STABLE	
XS1396282177	ALNTF 8.75 26	04/2026	USD	9.205	B3					NEG	B	STABLE	
US900123CK49	TURKEY 4.875 26	10/2026	USD	8.911	B1	B1				NEG	BB-	STABLE	
XS1574750292	AKBNK 7.2 27	03/2027	USD	9.434	Caa2					NEG	B	NEG	
US900123CL22	TURKEY 6 27	03/2027	USD	8.672	B1	B1				NEG	BB-	STABLE	
XS1584113184	TSKBTI 7.625 27	03/2027	USD	8.9	Caa3					NEG	B	STABLE	
XS1617531063	GARAN 6.125 27	05/2027	USD	9.114	Caa2					NEG	B	STABLE	
XS1655085485	ODEABK 7.625 27	08/2027	USD	12.336	Caa3					NEG	B-	NEG	
XS1551747733	VAKBN 8 27	11/2027	USD	8.938	Ca	WR				NEG	B	STABLE	
XS1386178237	FCFIN 7.75 27	11/2027	USD	6.834	B1					NEG	B-	NEG	
US900123CP36	TURKEY 5.125 28	02/2028	USD	8.471	B1	B1				NEG	BB-	STABLE	
XS1803215869	TELLT 5.8 28	04/2028	USD	7.608	B1					NEG	BB-	STABLE	
XS1772360803	AKBNK 6.797 28	04/2028	USD	9.502	Caa2					NEG	B	NEG	
XS1623													

Kredi Notları -Türk ve Yurtdışı Devlet ve Özel Sektör Eurotahvilleri

İŞ YATIRIM

Rapor Terimlerini Açıklayıcı Doküman

Ülke ve Şirket Görünüm & Notları		Vade ↓	Kur	Getiri (%)	Moody's			Fitch			S&P			
ISIN	Ticker				Rating	Uzun Dönem YP	Görünüm	Rating	Uzun Dönem YP	Görünüm	Rating	Uzun Dönem YP	Görünüm	
XS1731106347	CEMEX 2.75 24	12/2024	EUR	3.894				BB						
USP2253TJE03	CEMEX 5.7 25	01/2025	USD	10.514				BB						
US91087BAA89	MEX 3.6 25	01/2025	USD	4.776	A3	A3	NEG	BBB		STABLE	BBB+	BBB+	NEG	
XS0213101073	PEMEX 5.5 25	02/2025	EUR	7.745	Baa3	Baa3	NEG	BB+		NEG	BBB+	BBB+	NEG	
XS1824425182	PEMEX 3.625 25	11/2025	EUR	8.133	Baa3	Baa3	NEG	BB+		NEG	BBB+	BBB+	NEG	
XS1172951508	PEMEX 2.75 27	04/2027	EUR	8.9	Baa3	Baa3	NEG	BB+		NEG	BBB+	BBB+	NEG	
XS1568888777	PEMEX 4.875 28	02/2028	EUR	8.992	Baa3	Baa3	NEG	BB+		NEG	BBB+	BBB+	NEG	
XS1824424706	PEMEX 4.75 29	02/2029	EUR	9.059	Baa3	Baa3	NEG	BB+		NEG	BBB+	BBB+	NEG	
US91086QBF46	MEX 4.6 46	01/2046	USD	6.032	A3	A3	NEG	BBB		STABLE	BBB+	BBB+	NEG	
XS1218289103	MEX 4 2115	03/2115	EUR	4.233	A3	A3	NEG	BBB		STABLE	BBB+	BBB+	NEG	
BRAZIL														
US46556MAF95	ITAU 5.65 22	03/2022	USD	7.803	Baa3			STABLE	B+					
US105756AR10	BRAZIL 8.875 24	04/2024	USD	3.458	Ba2	Ba2		STABLE	BB-		STABLE	BB-	BB-	POS
USP1905CAE05	BRFSBZ 4.75 24	05/2024	USD	7.823	Ba2			STABLE	BB		STABLE	BB-	BB-	POS
US105756BV13	BRAZIL 4.25 25	01/2025	USD	4.019	Ba2	Ba2		STABLE	BB-		STABLE	BB-	BB-	POS
US105756AE07	BRAZIL 10.125 27	05/2027	USD	4.598	Ba2			STABLE	BB-		STABLE	BB-	BB-	POS
US105756BB58	BRAZIL 8.25 34	01/2034	USD	6.402	Ba2	Ba2		STABLE	BB-		STABLE	BB-	BB-	POS
UNITED STATES														
US759468AC51	RILIN 5.4 22	02/2022	USD	2.261	Baa2			STABLE			BBB+			
GT2	T 1.125 22	02/2022	USD	0.451	#N/A Fiekl			STABLE	#N/A Fi		STABLE	#N/A Field	AA+u	STABLE
GT3	T 0.5 23	03/2023	USD	0.553	#N/A Fiekl			STABLE	#N/A Fi		STABLE	#N/A Field	AA+u	STABLE
USU12763AD75	CEMEX 6.24	04/2024	USD	9.727							BB			
GT5	T 1.125 25	02/2025	USD	0.687	#N/A Fiekl			STABLE	#N/A Fi		STABLE	#N/A Field	AA+u	STABLE
GT10	T 1.5 30	02/2030	USD	1.14	#N/A Fiekl			STABLE	#N/A Fi		STABLE	#N/A Field	AA+u	STABLE
GT30	T 2 50	02/2050	USD	1.785	#N/A Fiekl			STABLE	#N/A Fi		STABLE	#N/A Field	AA+u	STABLE
BRITISH VIRGIN														
USG21895AC44	CNPCCH 5.95 41	04/2041	USD	3.377	A2			STABLE	A+			A		
SOUTH AFRICA														
XS1113141441	SOAFSK 3.903 20	06/2020	USD	3.996	Baa3			STABLE	BB+		BB			
XS0579851949	ESKOM 5.75 21	01/2021	USD	22.366	Caa1	Caa1	NEG			NEG	CCC+	CCC+	STABLE	
XS0809571739	SAFTRA 4 22	07/2022	USD	5.579	Baa3			NEG	BB+u		BB	BB	NEG	
US836205AQ75	SOAF 4.665 24	01/2024	USD	5.85	Baa3	Baa3	NEG	BB+		NEG	BB	BB	NEG	
XS1187065443	ESKOM 7.125 25	02/2025	USD	13.379	Caa1	Caa1	NEG			NEG	CCC+	CCC+	STABLE	
US836205AR58	SOAF 5.875 25	09/2025	USD	6.685	Baa3	Baa3	NEG	BB+		NEG	BB	BB	NEG	
US836205AS32	SOAF 5.375 44	07/2044	USD	8.529	Baa3	Baa3	NEG	BB+		NEG	BB	BB	NEG	
LUXEMBOURG														
USP98088AA83	VOTORA 7.25 41	04/2041	USD	8.498	Ba1			STABLE	BBB-		BBB-			
GEORGIA														
XS0800346362	GRAIL 7.75 22	07/2022	USD	5.579					BB-		STABLE	B+	B+	DEVELOP
KAZAKHSTAN														
XS0867478124	HSBKKZ 5.5 22	12/2022	USD	5.945		WR	POS	BB+		POS	BB	BB	STABLE	
XS1120709669	KAZAKS 3.875 24	10/2024	USD	3.452	Baa3	(P)Baa3	POS	BBB		STABLE	BBB-	BBB-	STABLE	
XS1263054519	KAZAKS 5.125 25	07/2025	USD	3.751	Baa3	(P)Baa3	POS	BBB		STABLE	BBB-	BBB-	STABLE	
XS1120709826	KAZAKS 4.875 44	10/2044	USD	5.369	Baa3	(P)Baa3	POS	BBB		STABLE	BBB-	BBB-	STABLE	
XS1263139856	KAZAKS 6.5 45	07/2045	USD	5.114	Baa3	(P)Baa3	POS	BBB		STABLE	BBB-	BBB-	STABLE	
NETHERLANDS														
US71645WAR25	PETBRA 5.375 21	01/2021	USD	7.08	Ba2			STABLE	BB-		BB-			
US71647NAP42	PETBRA 8.375 21	05/2021	USD	6.477	Ba2			STABLE	BB-		BB-			
US71647NAF69	PETBRA 4.375 23	05/2023	USD	7.721	Ba2			STABLE	BB-		BB-			
US71647NAM11	PETBRA 6.25 24	03/2024	USD	7.69	Ba2			STABLE	BB-		BB-			
XS0982711714	PETBRA 4.75 25	01/2025	EUR	5.363	Ba2			STABLE	BB-		BB-			
XS1813724603	TEVA 4.5 25	03/2025	EUR	9.343	Ba2			NEG	BB-u		BB *			
XS1211044075	TEVA 1.875 27	03/2027	EUR	7.796	Ba2			NEG	BB-u		BB *			
XS1706923148	FCFIN 7.25 27	11/2027	USD	6.355	B2				B+		STABLE			
XS1439749364	TEVA 1.625 28	10/2028	EUR	6.438	Ba2			NEG	BB-u		BB *			
US71647NAN93	PETBRA 6.85 2115	06/2115	USD	9.061	Ba2			STABLE	BB-		BB-			
INDONESIA														
USY7138AAA89	PERTIJ 5.25 21	05/2021	USD	5.848	Baa2			STABLE	BBB		STABLE	BBB	BBB	STABLE
ARGENTINA														
USP989MJBEO4	YPFDAR 8.5 25	07/2025	USD	26.626	Caa2 *			CCC				B-	NEG	
USO40114GL81	ARGENT 8.28 33	12/2033	USD	17.917	Caa2 *			WD			CCC-	CCC-	NEG	
USO40114GK09	ARGENT 3.75 38	12/2038	USD	16.03	Caa2 *			WD			CCC-	CCC-	NEG	
AZERBAIJAN														
XS1678622090	AZERBJ 2.82 21	09/2021	USD	5.048	Ba2u			STABLE	BB+		STABLE	BB+	BB+	STABLE
XS0903465127	SOIAZ 4.75 23	03/2023	USD	7.757	Ba2			STABLE	BB+		STABLE	BB-	BB-	STABLE
XS1044540547	AZERBJ 4.75 24	03/2024	USD	7.306	Ba2u			STABLE	BB+		STABLE	BB+	BB+	STABLE
XS1319820897	SGCAZE 6.875 26	03/2026	USD	7.486	Ba2			STABLE	BB+					
XS1196496688	SOIAZ 6.95 30	03/2030	USD	7.707	NR			STABLE	BB+		STABLE	BB-	BB-	STABLE
CZECH														
XS1816296062	ENGPRO 4.5 24	05/2024	EUR	5.44					BB-		STABLE	B+	B+	NEG
IVORY COAST														
XS1793329225	IVYCST 5.25 30	03/2030	EUR	7.688	Ba3	Ba3		STABLE	B+		POS			
SENEGAL														
XS1790104530	SENEGL 4.75 28	03/2028	EUR	6.194	Ba3	Ba3		STABLE				B+	B+	STABLE
ROMANIA														
XS1313004928	ROMANI 3.875 35	10/2035	EUR	3.673	Baa3	Baa3		STABLE	BBB-		STABLE	BBB-	BBB-	NEG
XS1768074319	ROMANI 3.375 38	02/2038	EUR	3.907	Baa3	Baa3		STABLE	BBB-		STABLE	BBB-	BBB-	NEG
XS1968706876	ROMANI 4.625 49	04/2049	EUR	4.667	Baa3	Baa3		STABLE	BBB-		STABLE	BBB-	BBB-	NEG
Grand Total														

Moody's S&P Fitch Açıklama

Diğer Göstergeler

İŞ YATIRIM \$

[Rapor Terimlerini Açıklayıcı Doküman](#)

GOÜ Tahvil Perf.2Y Rates			
Ülke	19/03	18/03	1G Δ
Çek	1.31	1.51	▼ -13%
Cin	2.10	2.11	→ 0%
G. Kore	1.16	1.01	▲ 15%
G.Afrika	6.40	6.40	→ 0%
Hindistan	5.66	5.51	→ 3%
Macaristan	1.08	1.15	▼ -7%
Meksika	7.19	7.38	▼ -3%
Polonya	1.05	0.99	→ 6%
Rusya	7.18	7.50	▼ -4%
Singapur	1.22	0.98	▲ 25%
Tayland	1.06	1.05	→ 1%

Türkiye Cross Cur. Swap (USD↔TRY / Rate%)			
Vade	19/03	18/03	1G Δ
1 Yıl	12.07	11.77	▲ 0.30
2 Yıl	12.08	11.88	▲ 0.20
3 Yıl	12.09	11.93	→ 0.16
4 Yıl	12.06	11.94	→ 0.12
5 Yıl	12.00	11.93	→ 0.07
6 Yıl	11.95	11.96	▼ -0.01
7 Yıl	11.93	11.83	→ 0.10
8 Yıl	11.81	11.87	▼ -0.06
9 Yıl	11.72	11.80	▼ -0.07
10 Yıl	11.71	11.66	▼ 0.05

Gelişmiş Ülkeler 2y			
Ülke	2Y Faiz(%)		Değişim BPS
	19/03	18/03	
ABD	0.50	0.43	→ 7.21
Almanya	-0.78	-0.86	→ 8.00
İngiltere	0.33	0.30	▼ 3.06
Fransa	-0.50	-0.56	▼ 5.90
İspanya	0.09	-0.04	▲ 13.68
İtalya	1.49	1.44	▼ 4.52
Türkiye	11.10	11.00	→ 10.00

GOÜ Eurobond Perf.			
Ülke	19/03	18/03	1G Δ
Arjantin	112	114	→ -1.5%
Brezilya	1,227	1,241	▲ -1.1%
Çek	100	100	▲ 0.1%
Cin	530	533	▲ -0.5%
G.Afrika	621	647	▼ -4.1%
Macaristan	367	366	▲ 0.2%
Meksika	594	601	→ -1.3%
Polonya	704	703	▲ 0.1%
Rusya	1,232	1,230	▲ 0.2%
Türkiye	714	724	→ -1.4%
Ukrayna	724	739	→ -2.1%

Cross Currency Swap (5yr)			
Ülke	19/03	18/03	1G Δ
Çin	1.97	1.97	▼ 0%
Macaristan	3.48	3.45	▼ 1%
G.Kore	-0.39	-0.08	▲ 381%
Rusya	6.76	6.92	▼ -2%
Tayland	0.73	0.81	▼ -10%
Türkiye	12.00	11.93	▼ 1%

Gelişmiş Ülkeler 10y			
Ülke	10Y Faiz(%)		Değişim BPS
	19/03	18/03	
ABD	1.24	1.00	▲ 23.91
Almanya	-0.24	-0.44	▲ 19.75
İngiltere	0.79	0.55	▲ 24.22
Fransa	0.34	0.22	→ 12.20
İspanya	1.22	1.03	▲ 18.79
İtalya	2.43	2.35	▼ 7.75
Türkiye	12.83	12.78	▼ 5.00

*JP EM Eurobond Index

5 Yıl Turk CDS'i			
Vade	19/03	18/03	1D Δ
5 Yıl	468.9	468.9	0.0



İletişim Bilgileri

SGMK Yurtiçi Piyasalar

Serhat Devecioğlu
sdevecioglu@isyatirim.com.tr

Evrin Erten Başar
ebasar@isyatirim.com.tr

Burak Seçkin
bseckin@isyatirim.com.tr

Araştırma

Emre Sezan, CFA
esezan@isyatirim.com.tr

Ahmet Toker
atoker@isyatirim.com.tr

Eurotahviller

Cuneyt Akdemir
cakdemir@isyatirim.com.tr

Pinar Ozyuksel
pozyuksel@isyatirim.com.tr

Tolga Murat
tmurat@isyatirim.com.tr

Ali Ardan Ayberk
aayberk@isyatirim.com.tr

[Rapor Terimlerini Açıklayıcı Doküman](#)

<https://www.isyatirim.com.tr/tr-tr/analiz/Sayfalar/sqmk.aspx>



Burada yer alan bilgiler İş Yatırım Menkul Değerler A.Ş. tarafından bilgilendirme amacı ile hazırlanmıştır. Yatırım bilgi, yorum ve tavsiyeleri yatırım danışmanlığı kapsamında değildir. Yatırım danışmanlığı hizmeti; aracı kurumlar, portföy yönetim şirketleri, mevduat kabul etmeyen bankalar ile müşteri arasında imzalanacak yatırım danışmanlığı sözleşmesi çerçevesinde sunulmaktadır. Burada yer alan yorum ve tavsiyeler, yorum ve tavsiyede bulunanların kişisel görüşlerine dayanmaktadır. Herhangi bir yatırım aracının alım-satım önerisi ya da getiri vaadi olarak yorumlanmamalıdır. Bu görüşler mali durumunuz ile risk ve getiri tercihlerinize uygun olmayabilir. Bu nedenle, sadece burada yer alan bilgilere dayanarak yatırım kararı verilmesi beklentilerinize uygun sonuçlar doğurmayabilir.

Burada yer alan fiyatlar, veriler ve bilgilerin tam ve doğru olduğu garanti edilemez; içerik, haber verilmeksizin değiştirilebilir. Tüm veriler, İş Yatırım Menkul Değerler A.Ş. tarafından güvenilir olduğuna inanılan kaynaklardan alınmıştır. Bu kaynakların kullanılması nedeni ile ortaya çıkabilecek hatalardan İş Yatırım Menkul Değerler A.Ş. sorumlu değildir.